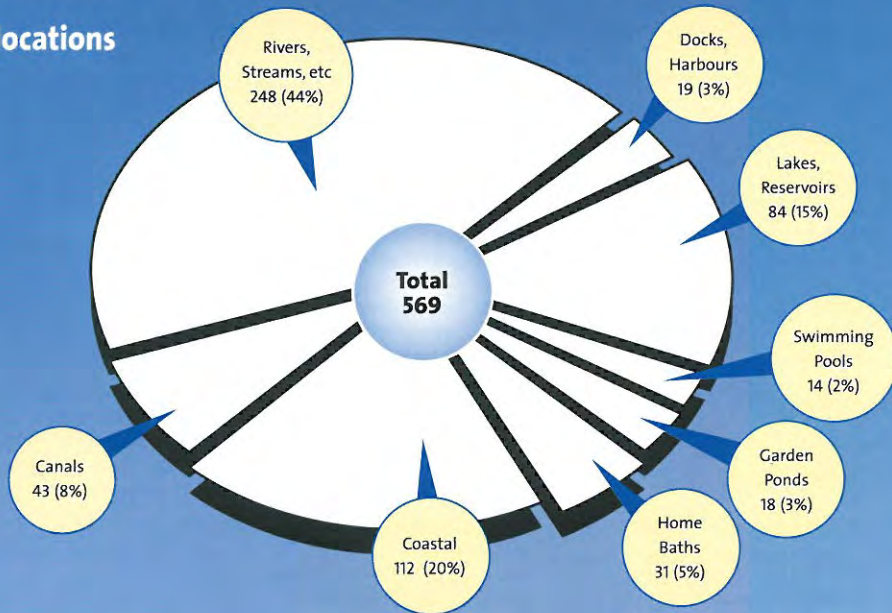


Drownings in the UK 1999

By locations



There were 569 drownings in 1999 which represents an increase of just one drowning from the 1998 data. In 1998 and 1999, two data sources were combined to improve the reliability of the database. These included the data collected via press cuttings and data from the Coroner's Office collected via a Police Drowning Report Form. This new collation method resulted in an increase in the total number of drownings. However, this may demonstrate that more actual drownings are being reported rather than there being an increased occurrence of drownings.

There was a worrying increase in the number of children aged 14 and under who drowned. This rose from 36 in 1998 to 54 in 1999, representing a 50 per cent increase. A large proportion of these drownings occurred within the home and garden; with 10 drownings in garden ponds, water features and containers holding water.

The majority of drownings in 1999 occurred in rivers and streams (n=248), which represents 44 per cent of deaths overall. Examining the detailed raw data, in 1998 there were 21 drownings directly attributable to flooding. In comparison, in 1999 there were only two drownings which could be attributed. This may be due to far less flooding this year than the previous year.

Taking the whole of the United Kingdom, the death rate due to accidental drowning per 100,000 population was 0.96 compared to a death rate of 1.17 in 1983 when RoSPA drowning statistics were started.

By activities/behaviour

Angling		Boating	25
From Land	10	In Vehicles	14
From Boat	14	Playing	11
Total	24	Sub-aqua	8
Fell In	81	Canoeing	5
Alcohol	78	Cycling	3
Swimming	45		

Drownings in swimming pools

Public	7	Total 14
Home	1	
Private	5	
Unknown	1	

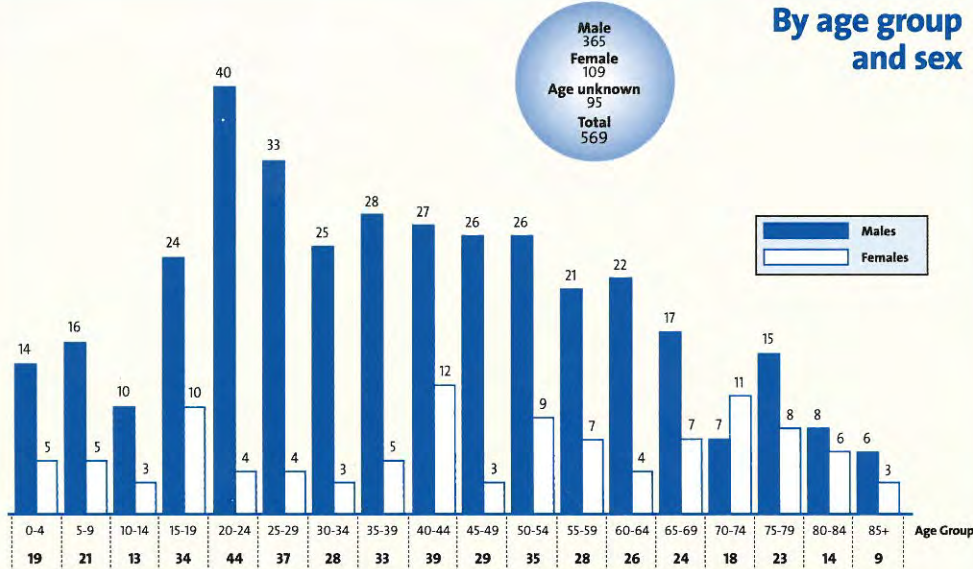
Rivers with most drownings

Thames	47	Clyde	8
Severn	18	Tyne	7

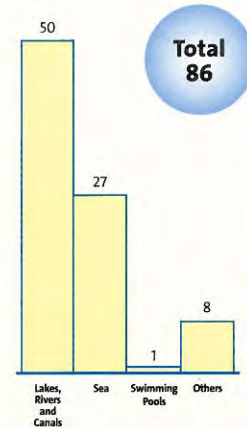
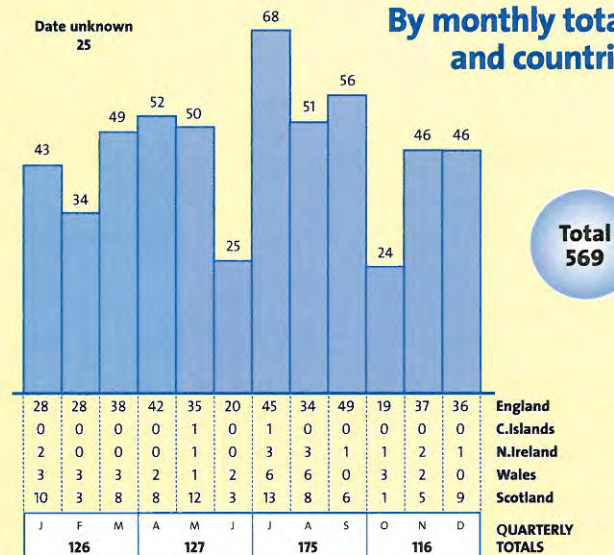
Revised 1999 drowning figure

Total
570

By age group and sex



By monthly totals and countries



Drownings in Scotland by location