

Bridging the gap: injury surveillance in Scotland's Local Authorities



An analysis of currently available data focussing on home injury rates in Scotland

Version: 1

Date: July 2019



Introduction

The Royal Society for the Prevention of Accidents (RoSPA) has a proud history dating back to 1917. Our mission is to exchange life-enhancing skills and knowledge to reduce serious accidental injuries. From awareness campaigns, education and training to calling for legislative change, RoSPA is committed to standing up for safety at home, at work, on the road, at leisure and through safety education.

Too many people are killed and seriously injured in preventable accidents. At RoSPA, we remember that every accident statistic represents a real person, a life lost or affected, often severely - and a family left enduring the consequences.

This paper considers recently-released statistics. **It focusses on hospital admission rates in the home only.**

Note: The data found in this report comes from data collected on discharges from non-obstetric and non-psychiatric acute hospitals (SMR01) in Scotland and published by ISD Scotland.



2017/18 – overall admission rates

Scotland rates

In 2017/18, there were 58,533 hospital admissions in Scotland due to unintentional injuries. 19,443 of these injuries happened in the home.

The rate¹ for unintentional injuries in the home for all ages in Scotland was 358.4. The rate has slowly increased from 2014 when it was 338.7 (approximately 6 per cent).

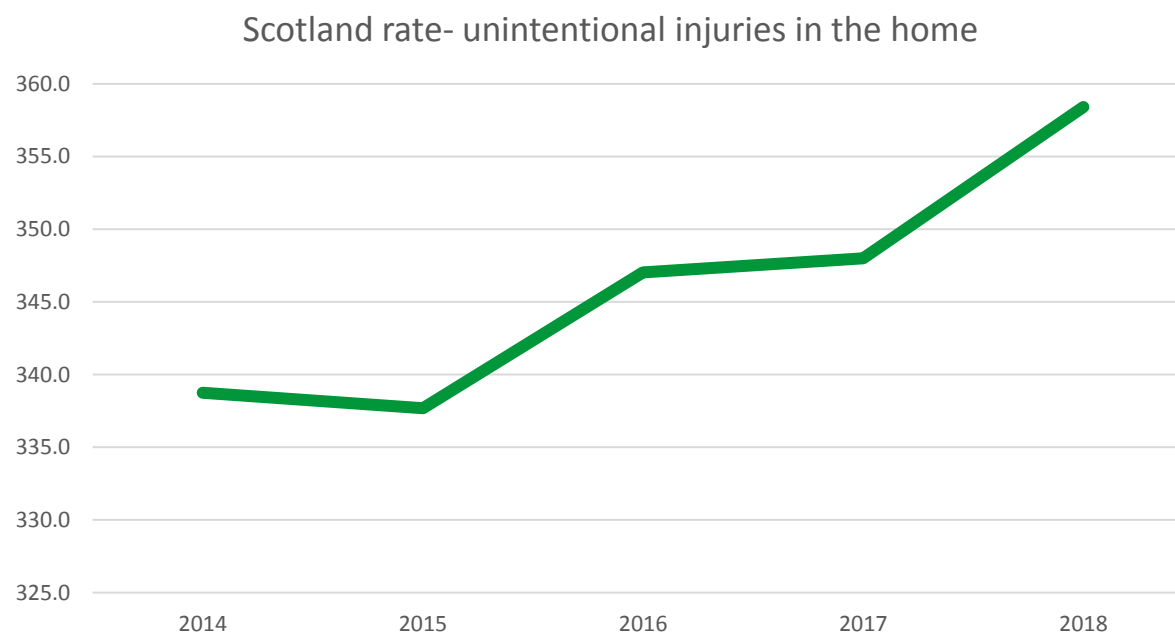


Figure 1: Admission rate, all ages, unintentional injury in the home, Scotland years 2013/14 - 2017/18

¹ Per 100,000



Bridging the gap: injury surveillance

Local Authority rates

The following graph shows the rates for unintentional injuries in the home in 2017/18 by local authority. Those which fall above the Scotland rate are highlighted in blue.

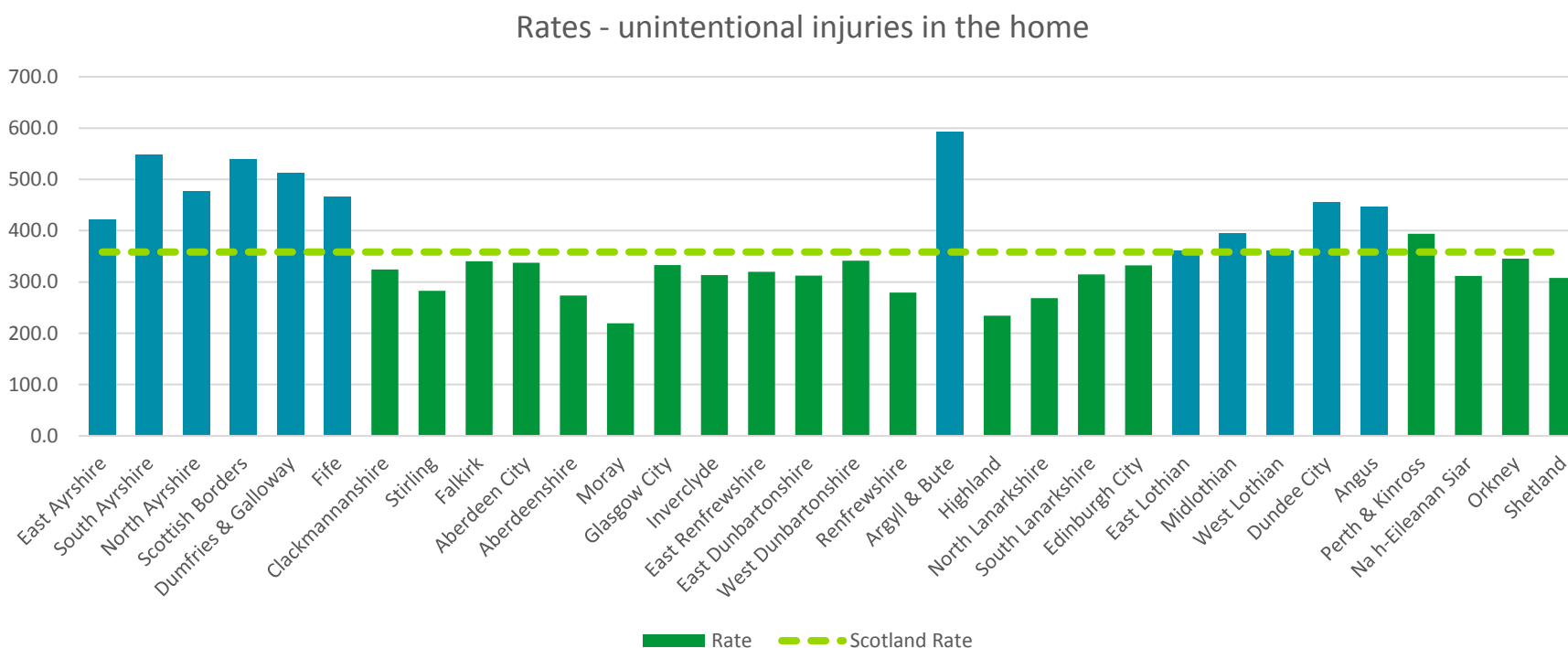


Figure 2: Admission rate, all ages, unintentional injury in the home, 2017/18

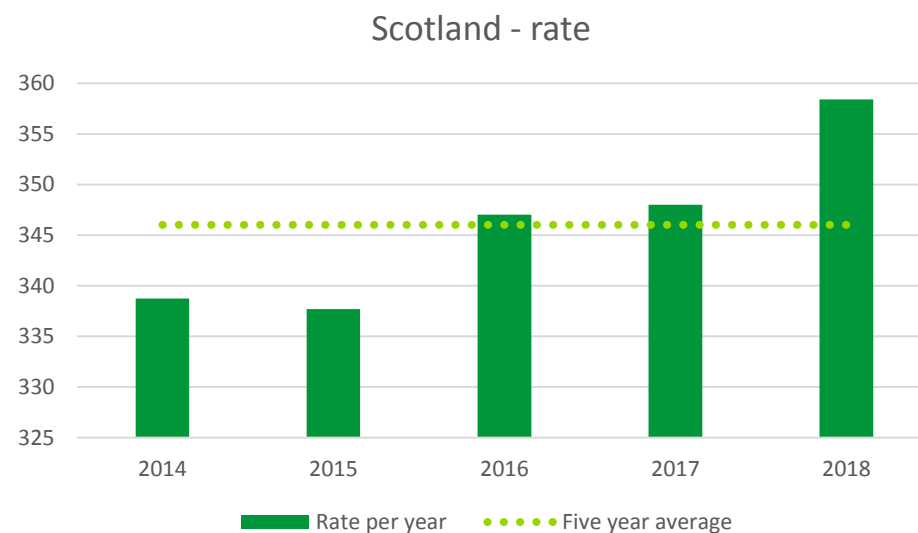


Five Year Averages – Overall

The following data concentrates on five-year data from years 2013/14 – 2017/18.

Scotland

Over the five-year period, Scotland had an average rate of 346 due to unintentional injuries in the home. 2018 saw a percentage increase in the rate of admission of approximately 4 per cent (358.4).



Admission rate, all ages, unintentional injury in the home, years 2013/14 - 2017/18



Bridging the gap: injury surveillance

The following graph shows the five-year average rates for unintentional injuries in the home by local authority. Those which fall above the Scotland rate are highlighted in blue.

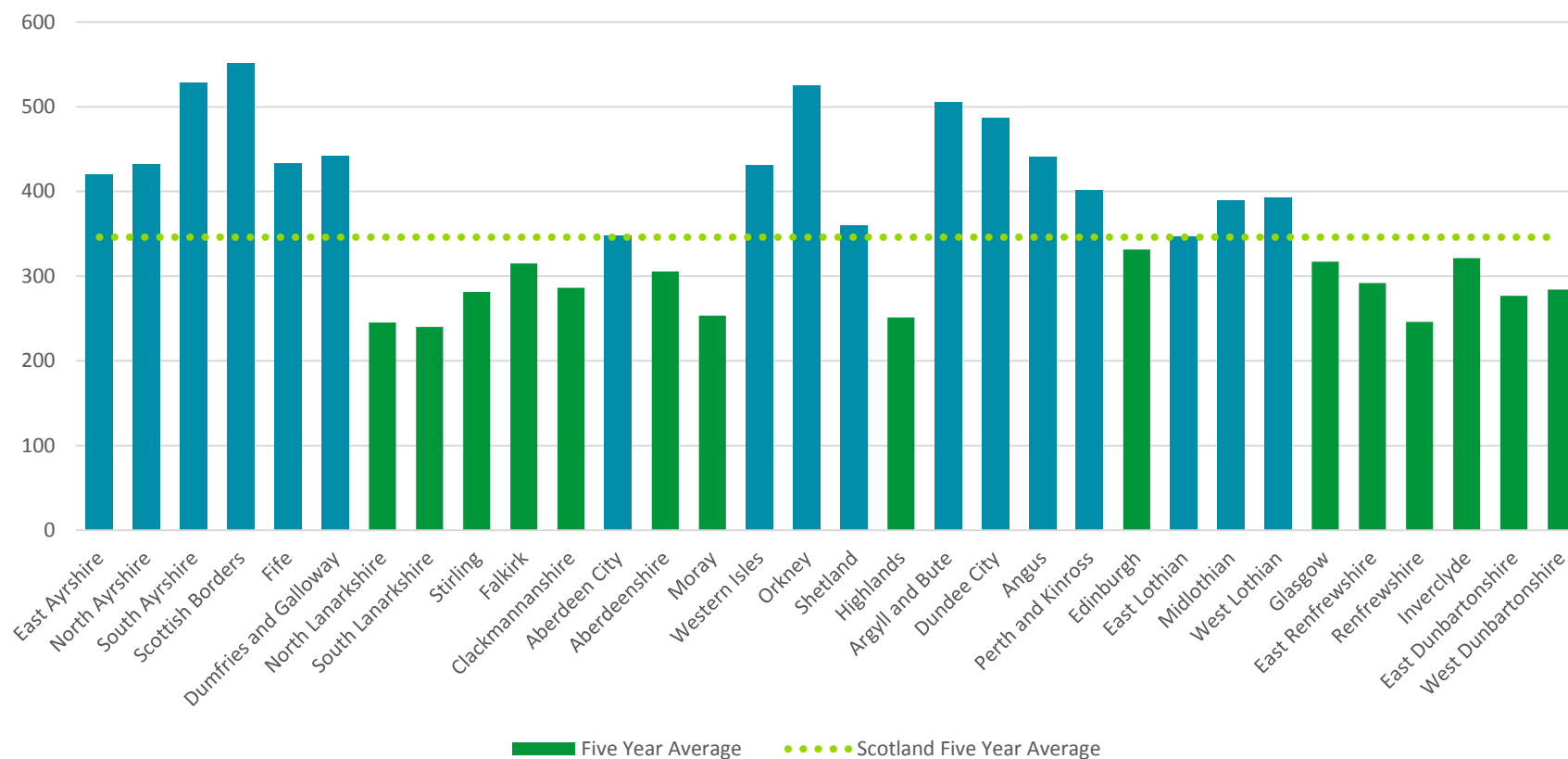


Figure 3: Admission rate, all ages by local authority, unintentional injury in the home, years 2013/14 - 2017/18



Five Year Averages – by injury type

The five year average by rates shows that falls account for 77 per cent (rate: 266) of hospital admissions, closely followed by 'other' (per cent, rate 28) and poisoning (7 per cent, rate 24).

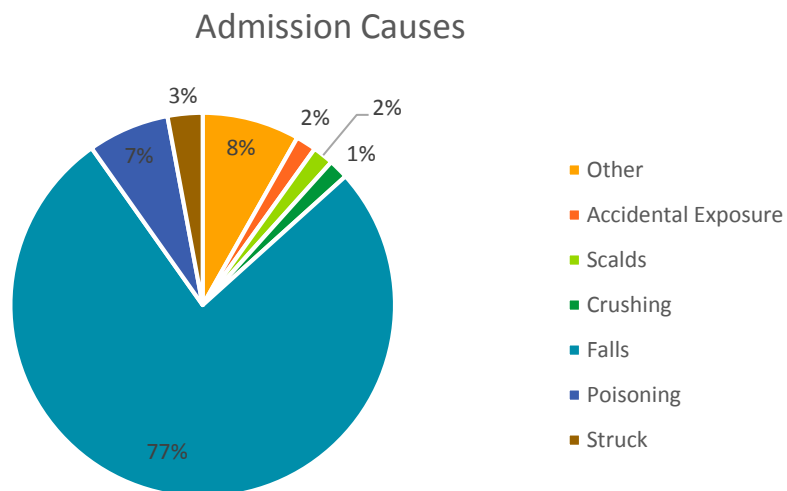


Figure 4: Admission rates by cause, all ages, unintentional injury in the home, 2013/14 – 2017/18

The following charts show the five-year average rates by injury type in the home by local authority. Those which fall above the Scotland rate are highlighted in blue.



Bridging the gap: injury surveillance

Falls

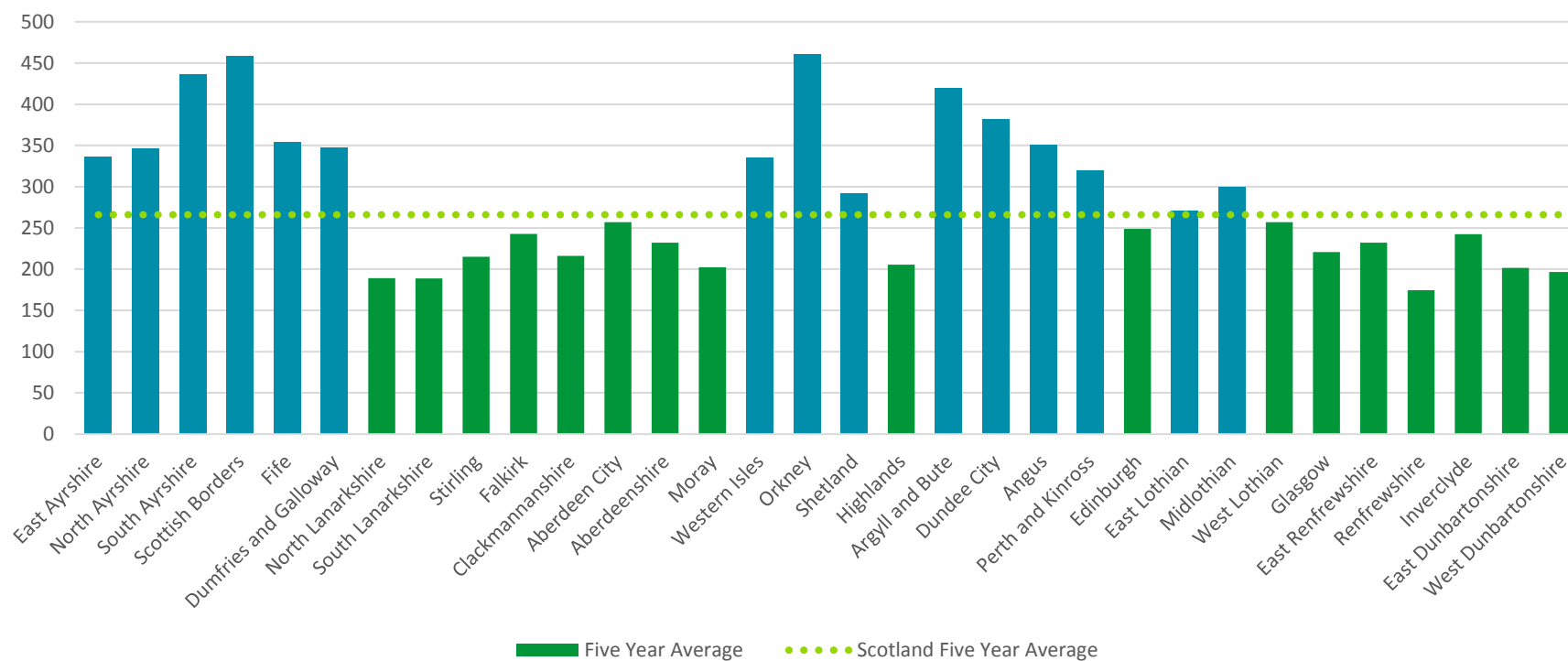


Figure 5: Admission rate, all ages, unintentional injury in the home by falls, 2013/14 – 2017/19 average



Bridging the gap: injury surveillance

'Other'

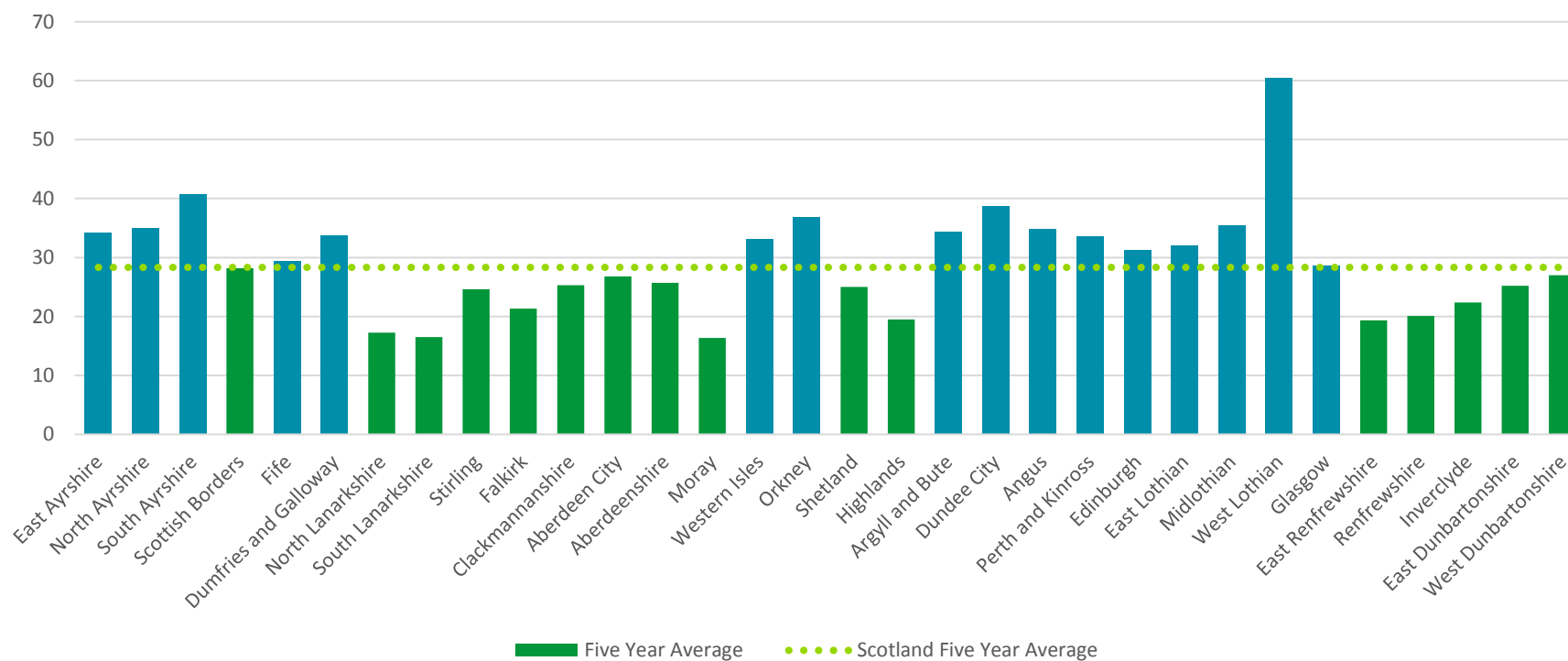


Figure 6: Admission rate, all ages, unintentional injury in the home by other category, 2013/14 – 2017/19 average



Bridging the gap: injury surveillance

Poisoning

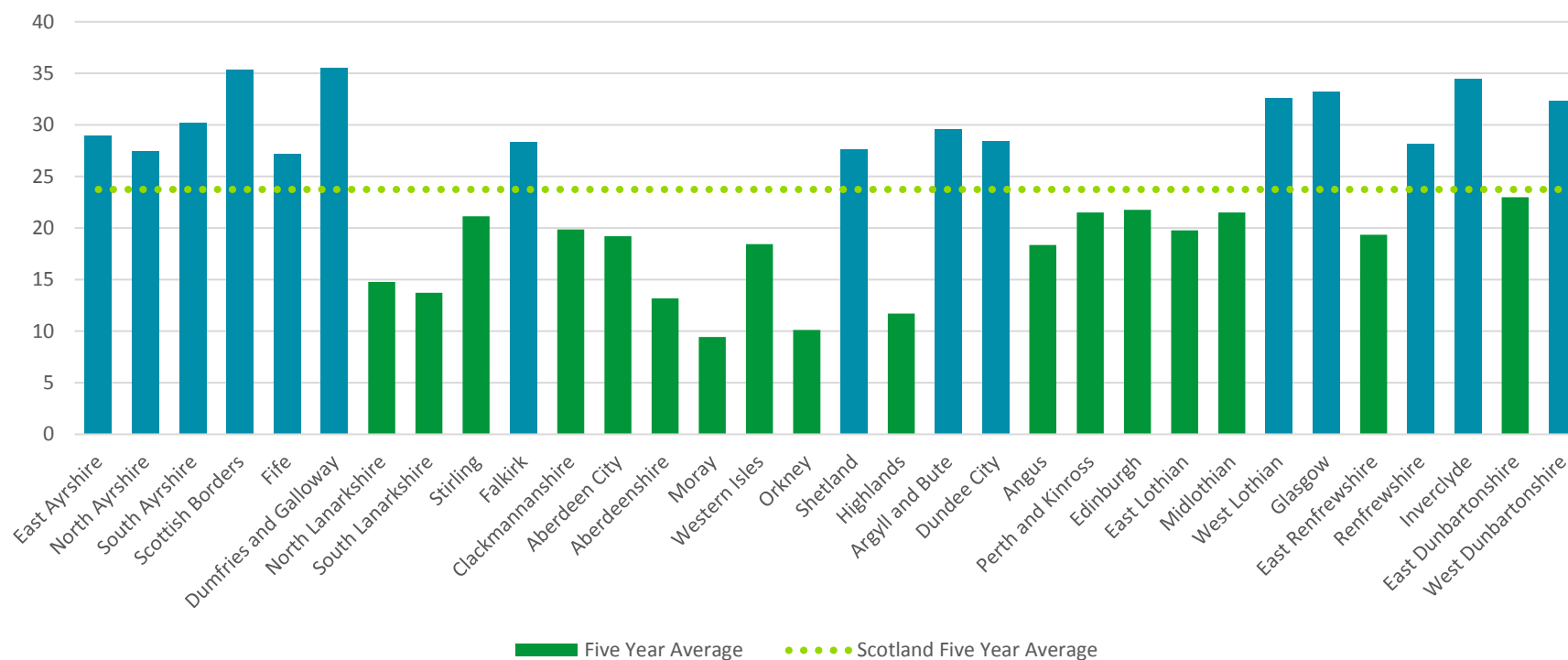


Figure 7: Admission rate, all ages, unintentional injury in the home by poisoning, 2013/14 – 2017/19 average



Bridging the gap: injury surveillance

Struck by

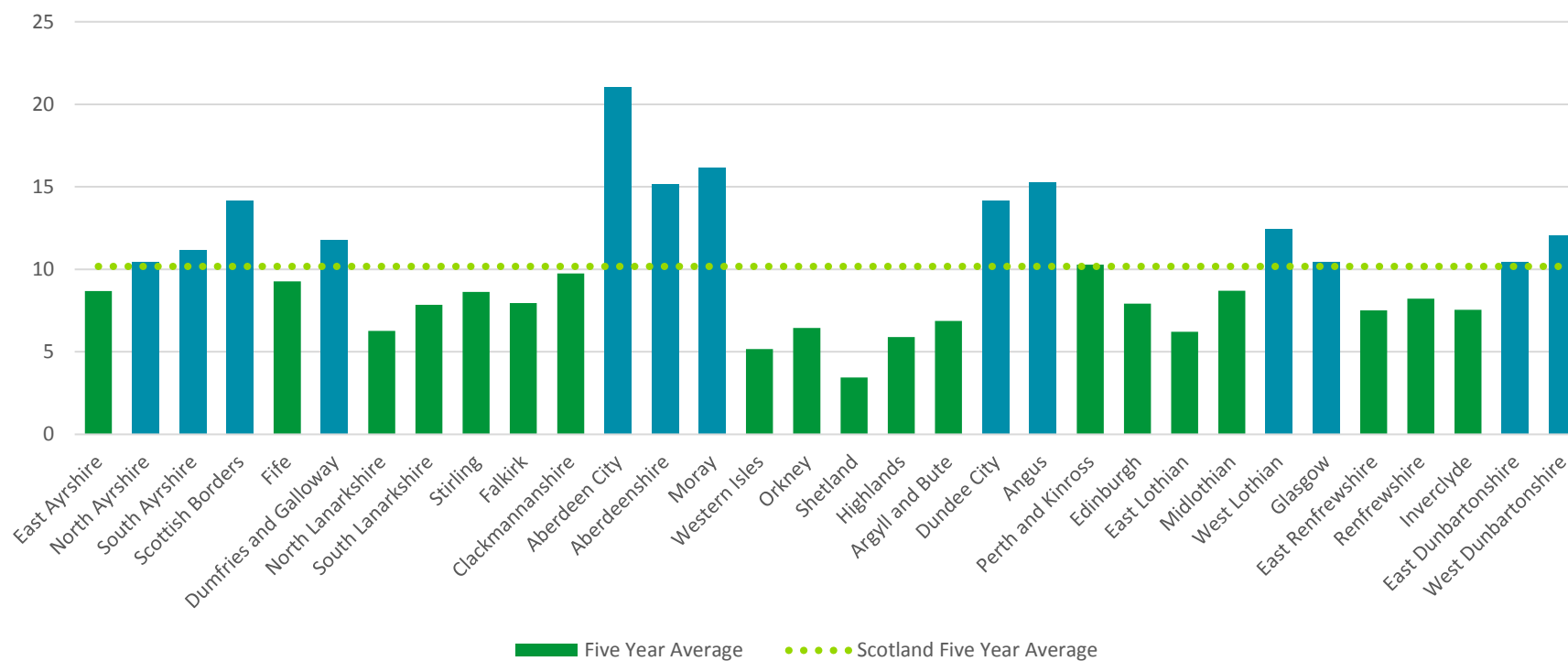


Figure 8: Admission rate, all ages, unintentional injury in the home by struck injuries, 2013/14 – 2017/19 average



Bridging the gap: injury surveillance

Scalds

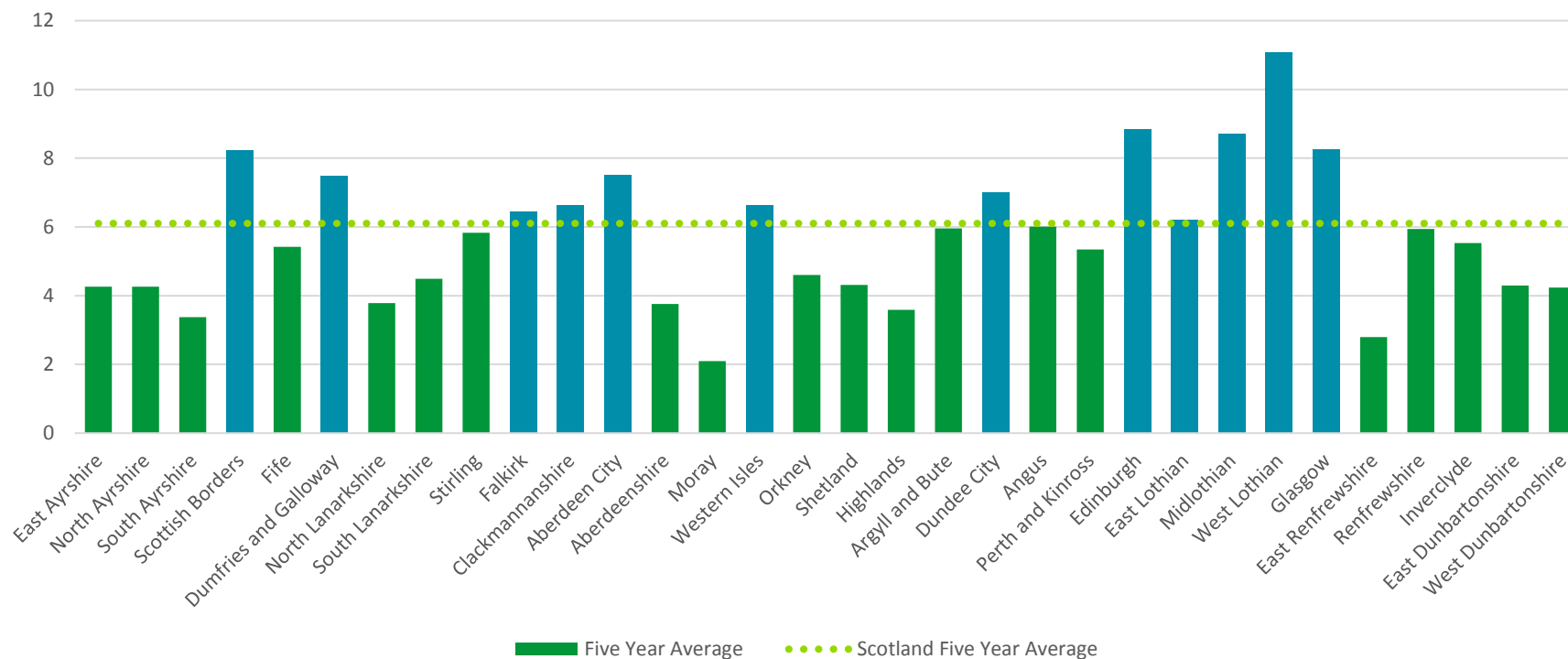


Figure 9: Admission rate, all ages, unintentional injury in the home by scald injuries, 2013/14 – 2017/19 average



Bridging the gap: injury surveillance

Accidental Exposure

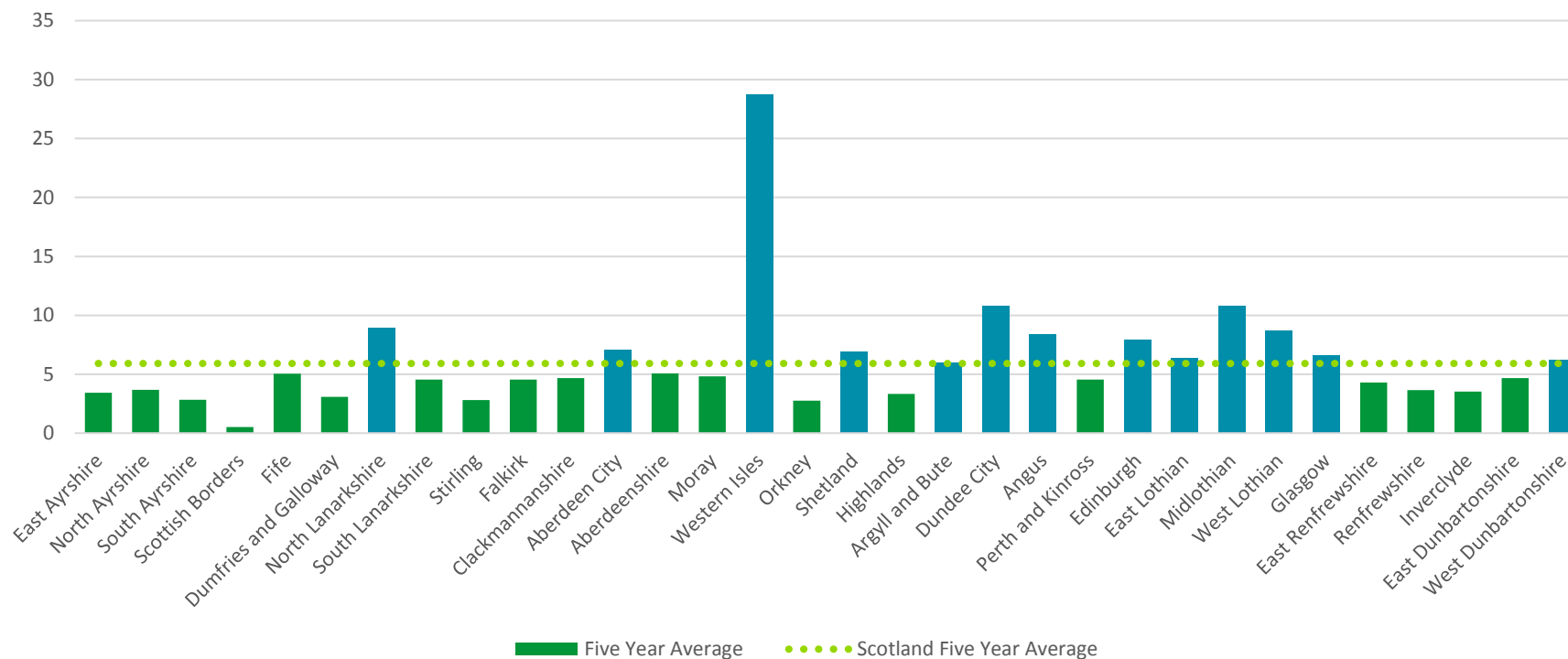


Figure 10: Admission rate, all ages, unintentional injury in the home by accidental exposure injuries, 2013/14 – 2017/19 average



Bridging the gap: injury surveillance

Crush Injuries

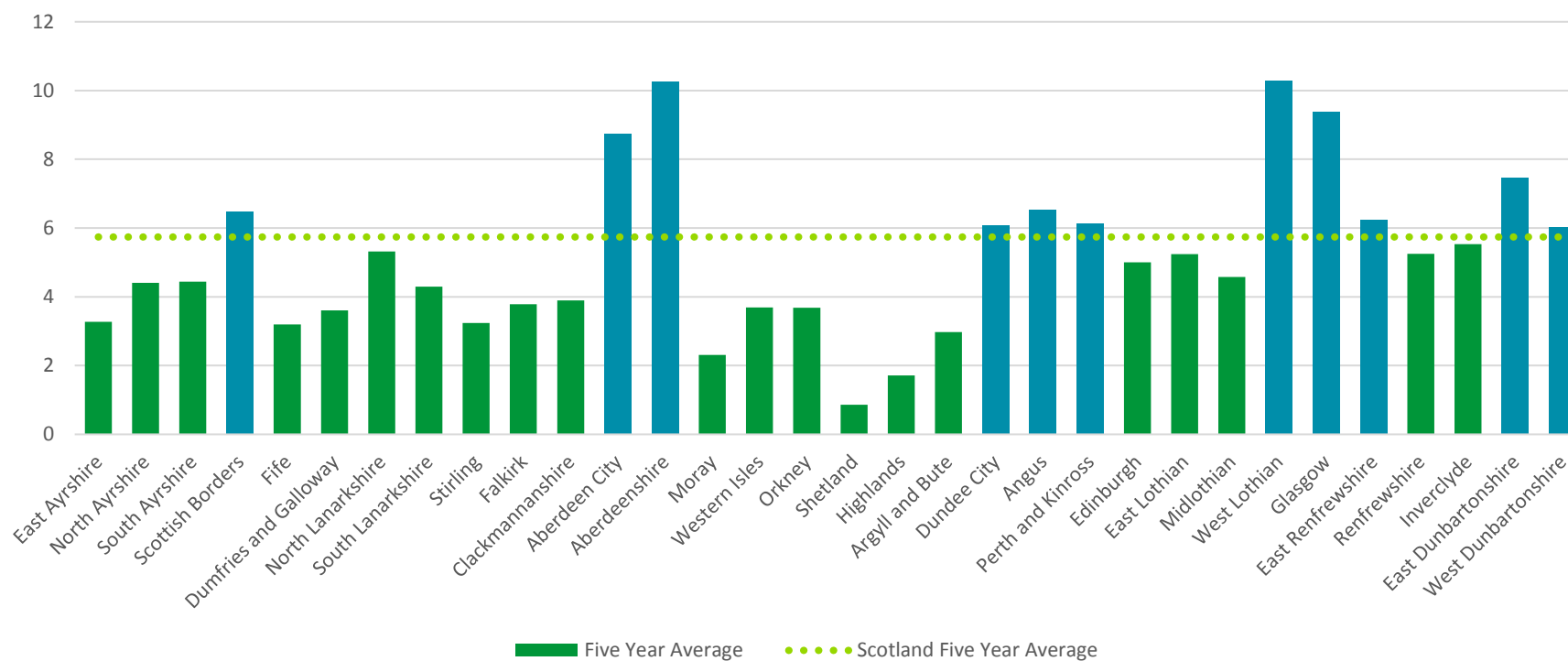


Figure 11: Admission rate, all ages, unintentional injury in the home by crushing injuries, 2013/14 – 2017/19 average



Bridging the gap: injury surveillance

Notes on the data

- All admission data is from SMR01 which is the data from discharges from non-obstetric and non-psychiatric acute hospitals in Scotland.
- Codes are based on the ICD10 (International Classification of Diseases, 10th Revision):
 - 'Falls' are based on ICD10 codes W00 – W19 which includes falls on the same level, from height and furniture
 - 'Poisoning' is based on ICD10 codes X40 – X49 , 'Accidental poisoning by and exposure to noxious substances'
 - 'Struck by, against' is based on ICD10 codes W20 – W22 'Exposure to inanimate mechanical forces' , W50 – W52 'Exposure to animate mechanical forces'
 - 'Crush Injuries' is based on ICD10 code W23 'Caught, crushed, jammed or pinched in or between objects'
 - 'Scalds' is based on ICD10 codes X10 – X59 'Contact with heat and hot substances'
 - 'Accidental exposure' is based on ICD10 codes X58 – X59 'Accidental exposure to other and unspecified factors'
 - 'Other' is based on ICD10 codes in the range of V01- X59, Y85 – Y86 and are not classified into the above
- Population data is based on midyear populations 2013 to 2017 from the National Records of Scotland: <https://www.nrscotland.gov.uk/statistics-and-data/statistics/statistics-by-theme/population/population-estimates/mid-year-population-estimates/population-estimates-time-series-data>





accidents don't have to happen

RoSPA Head Office

28 Calthorpe Road
Birmingham
B15 1RP

 +44 (0)121 248 2000

RoSPA Scotland

43 Discovery Terrace
Livingstone House
Heriot-Watt University Research Park
Edinburgh
EH14 4AP

 +44 (0)131 449 9378/79

RoSPA Wales

2nd Floor
2 Cwrt-y-Parc
Parc Ty Glas
Cardiff Business Park
Llanishen
Cardiff
CF14 5GH

 +44 (0)2920 250600

General Enquiries

 +44 (0)121 248 2000

 +44 (0)121 248 2001

 help@rospa.com

 twitter.com/rospa

 facebook.com/rospa

 linkedin.com/rospa

www.rospa.com

Registered Charity No. 207823
VAT Registration No. 655 131649

