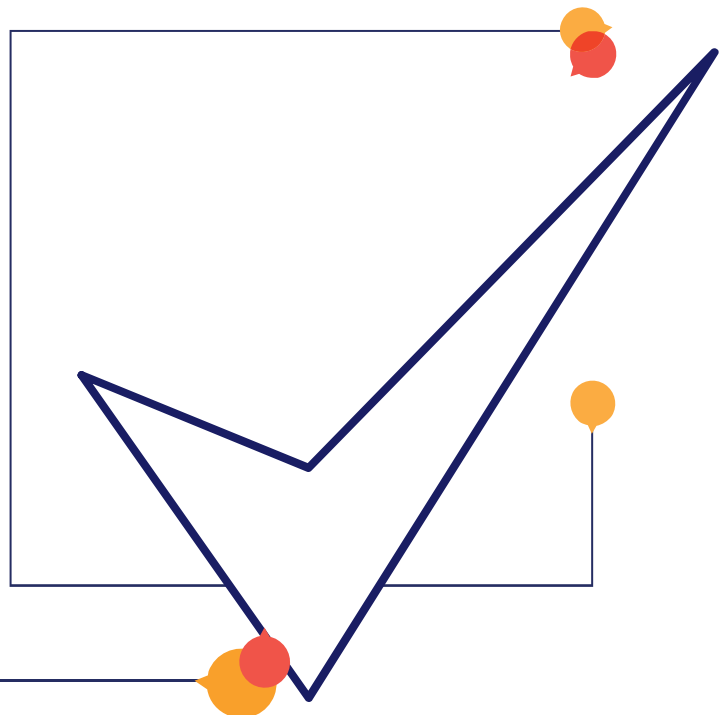


# Bridging the gap: injury surveillance

---

An analysis of currently available data focussing on home injuries in Scotland

Version: 1  
Date: April 2019





accidents don't have to happen

## Bridging the gap: injury surveillance

Note: The data found in this report comes from data collected on discharges from non-obstetric and non-psychiatric acute hospitals (SMR01) in Scotland and published by ISD Scotland.



Bridging the gap: injury surveillance

## Introduction

The Royal Society for the Prevention of Accidents (RoSPA) has a proud history dating back to 1917. Our mission is to exchange life-enhancing skills and knowledge to reduce serious accidental injuries. From awareness campaigns, education and training to calling for legislative change, RoSPA is committed to standing up for safety at home, at work, on the road, at leisure and through safety education.

Too many people are killed and seriously injured in preventable accidents. At RoSPA, we remember that every accident statistic represents a real person, a life lost or affected, often severely - and a family left enduring the consequences.

This paper considers recently-released statistics around unintentional injury and specifically within the home environment and includes:

- 2017/18 – a snapshot
- Five year averages- overall
- Five year averages- the under fives
- Five year averages- the over 65s



Bridging the gap: injury surveillance

# 2017/18 – a snapshot

## Fatalities

In 2017/18, there were 2,348 fatalities in Scotland due to an unintentional injury. Those over the age of 65 made up 48 per cent of this figure (see figure 1).

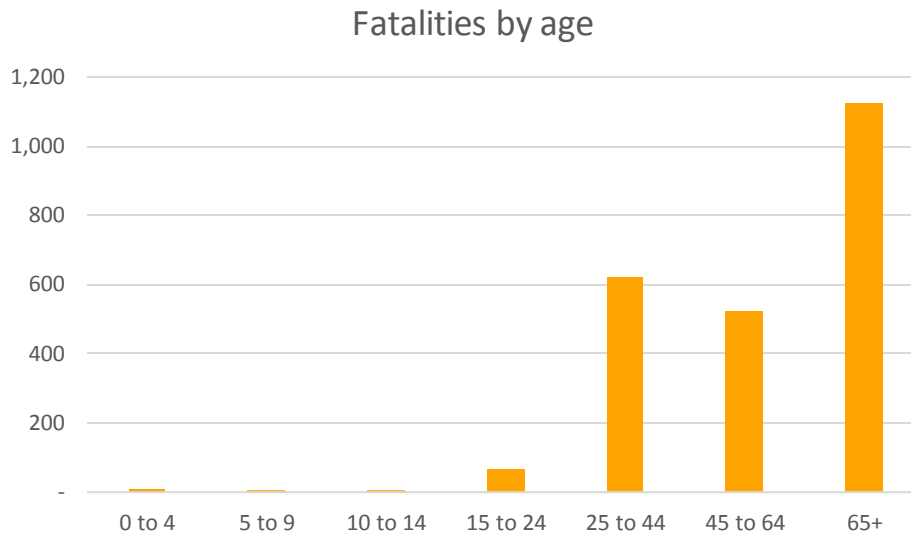


Figure 1: Fatalities by age, 2017/18

In terms of cause, 42 per cent of the fatalities were the result of a fall followed by poisoning at 39 per cent (see figure 2).

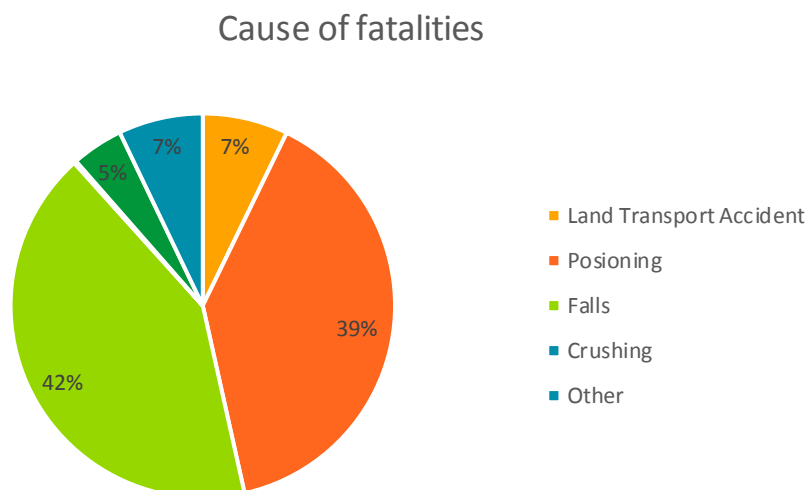


Figure 2: Fatalities, all ages by cause, 2017/18



Bridging the gap: injury surveillance

The majority (45 per cent) of fatalities happened in the home, closely followed by locations 'unknown' (see figure 3).

Fatalities by location

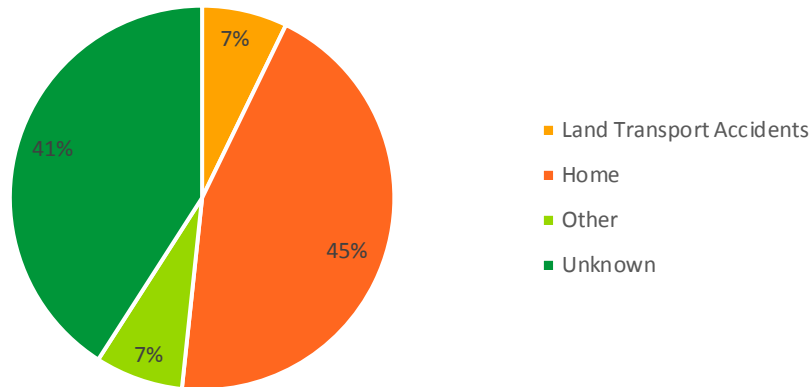


Figure 3: Fatalities, all ages by location, 2017/18

Hospital Admissions

In 2017/18, there were 58,533 hospital admissions in Scotland due to unintentional injuries. Those over the age of 65 made up 45 per cent of this figure (see figure 4).

Hospital admissions by age

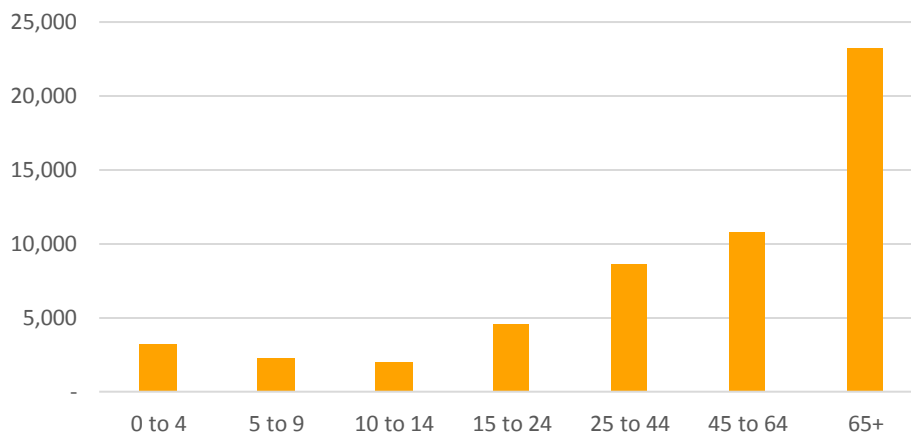


Figure 4: Hospital admissions by age, 2017/18



Bridging the gap: injury surveillance

In terms of cause, 64 per cent of the hospital admissions were the result of a fall followed by 'other' at 13 per cent (see figure 5).

### Causes of admissions

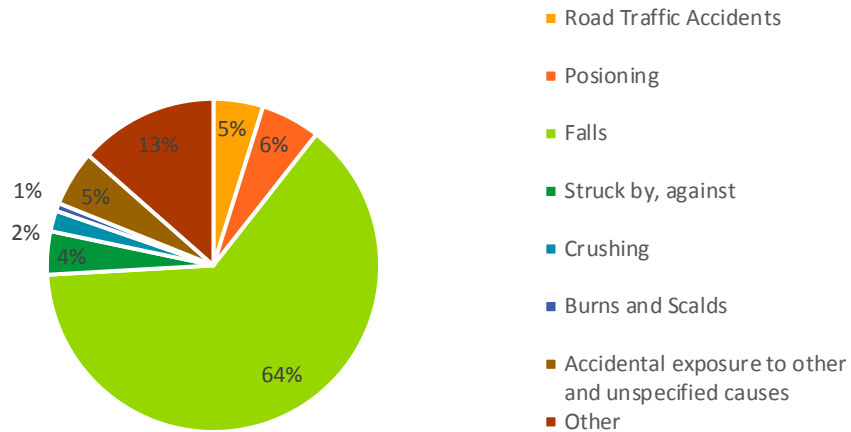


Figure 5: Hospital admissions, all ages by cause, 2017/18

The majority (44 per cent) of injuries admitted happened in locations 'unknown' followed closely followed by the home (see figure 6).

### Admissions by location

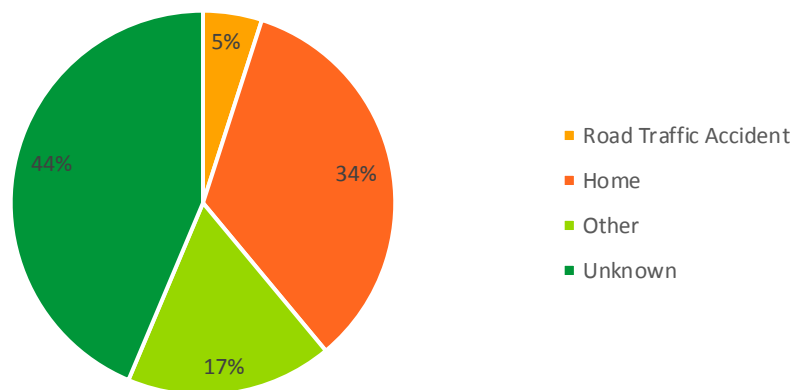


Figure 6: Hospital admissions, all ages by location, 2017/18



Bridging the gap: injury surveillance

## Five year averages - overall

The following data concentrates on five-year data from years 2013/14 – 2017/18.

### Fatalities

Over the five-year period, Scotland had an average of 1,974 fatalities due to unintentional injuries. This figure has steadily increased: in 2017/18 there were 2,348 fatalities. This is 19 per cent above the five-year average (see figure 7).

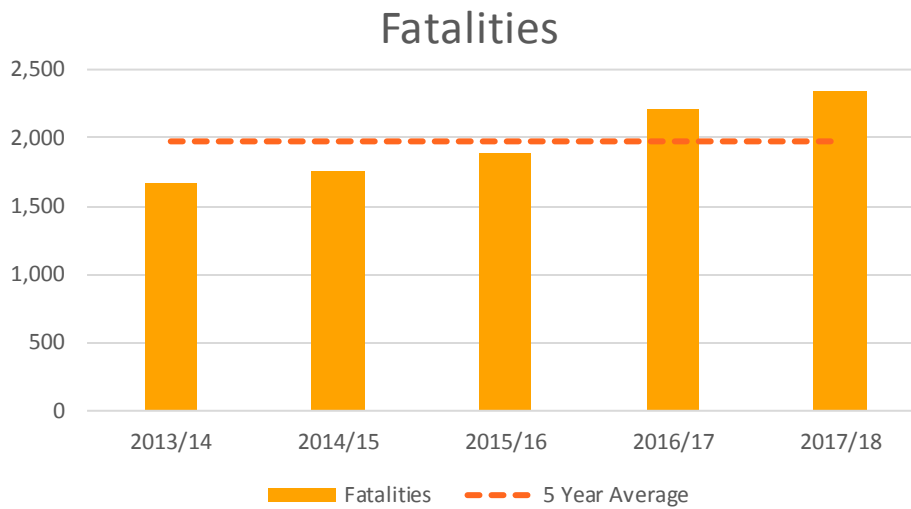


Figure 7: Fatalities, all ages, unintentional injury, years 2013/14 - 2017/18

Specifically in the home over the five-year period, Scotland had an average of 797 fatalities due to unintentional injuries. This figure has also risen in 2017/18: there were 1,033 fatalities- 30 per cent above the five-year average (see figure 8).

### Fatalities in the home

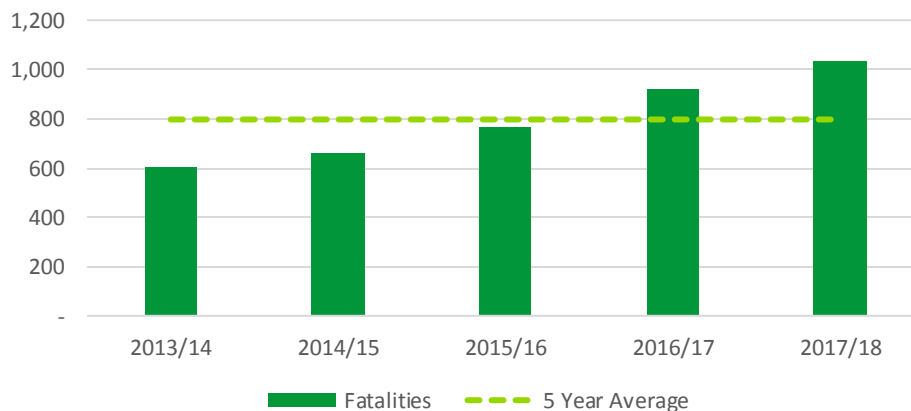


Figure 8: Fatalities for home injuries, all ages, years 2013/14 - 2017/18



Bridging the gap: injury surveillance

**Hospital Admissions**

Over the five year period, there was an average of 56,314 hospital admissions each year in Scotland due to unintentional injuries. This figure has steadily increased by around 4 per cent: in 2017/18 there were 58,533 hospital admissions (see figure 9).

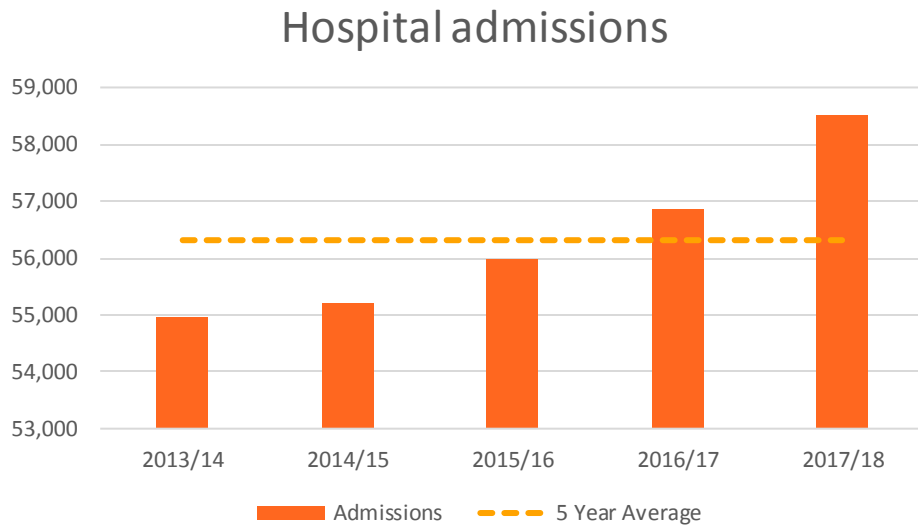


Figure 9: Hospital admissions, all ages, unintentional injury, years 2013/14 - 2017/18

During the same period, there was an average of 18,600 hospital admissions each year in Scotland due to unintentional injuries in the home. 2017/18 recorded 19,443 hospital admissions due to unintentional injuries in the home – approximately a 4 per cent rise in comparison to the five-year average (see figure 10).

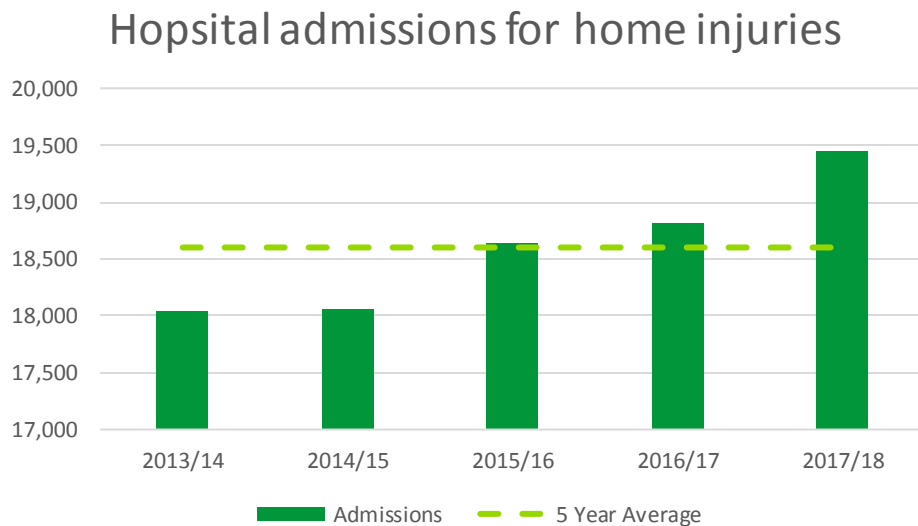


Figure 10: Hospital admissions for home injuries, all ages, years 2013/14 - 2017/18





Bridging the gap: injury surveillance

## Five year averages – under fives

### Fatalities

During the five year period, Scotland had an average of 8 fatalities in the under-fives due to unintentional injuries. Last year, there were 10 fatalities, 25 per cent above the five-year average (See figure 11).

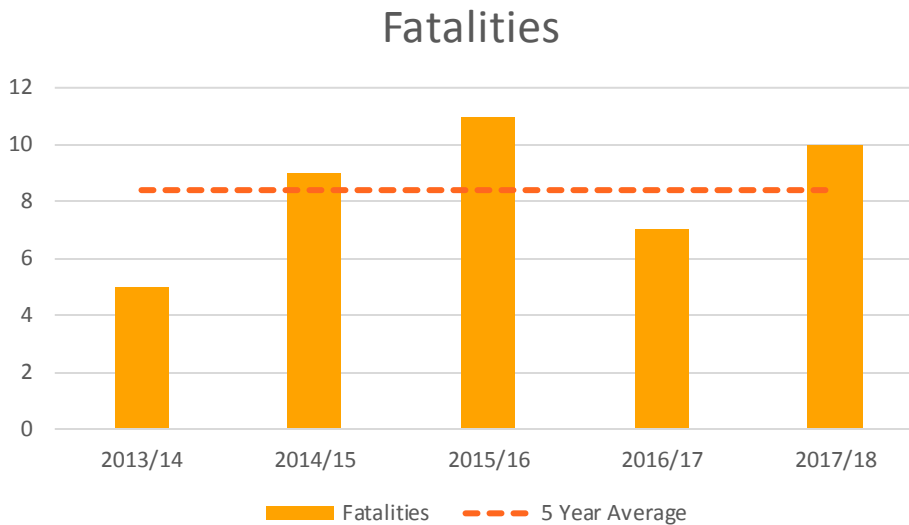


Figure 11: Fatalities, 0- 4, years 2013/14 - 2017/18

Within the home, there was an average of four fatalities in the under fives due to unintentional injuries. Last year, there were five fatalities, 25 per cent above the five-year average (see figure 12).

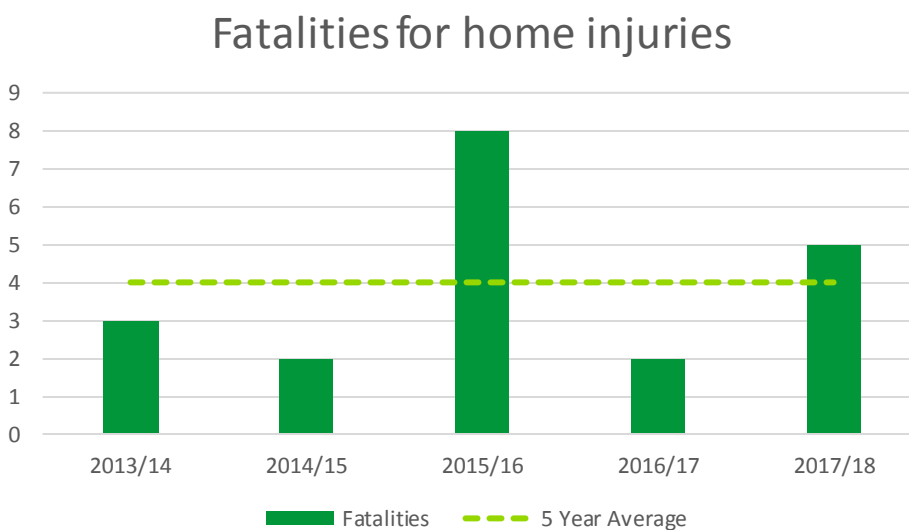


Figure 12: Fatalities for home injuries, 0- 4, years 2009/09 - 2017/18



Bridging the gap: injury surveillance

**Hospital Admissions**

Over the five year period, there was an average of 3,169 admissions each year in Scotland in the under fives age category due to unintentional injuries. The most recent figures for 2017/18 showed 3,020 admissions which is approximately a 5 per cent decrease from the five year average (see figure 13).

### Hospital Admissions

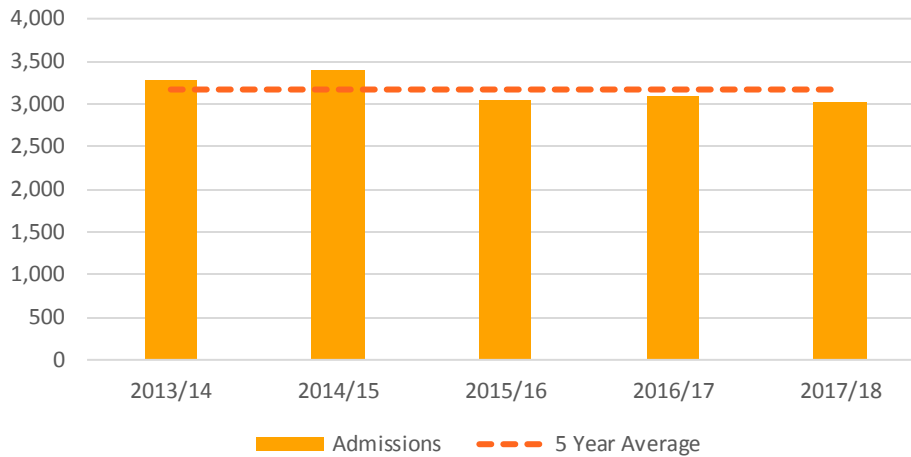


Figure 13: Hospital Admissions, 0 - 4, Years 2013/14 - 2017/18

Over the five year period, there was an average of 1,856 hospital admissions each year in Scotland due to unintentional injuries in the home. The most recent figures for 2017/18 is lower than the five year average (1,619 admissions) at around 13 per cent (see figure 14).

### Hospital admissions for home injuries

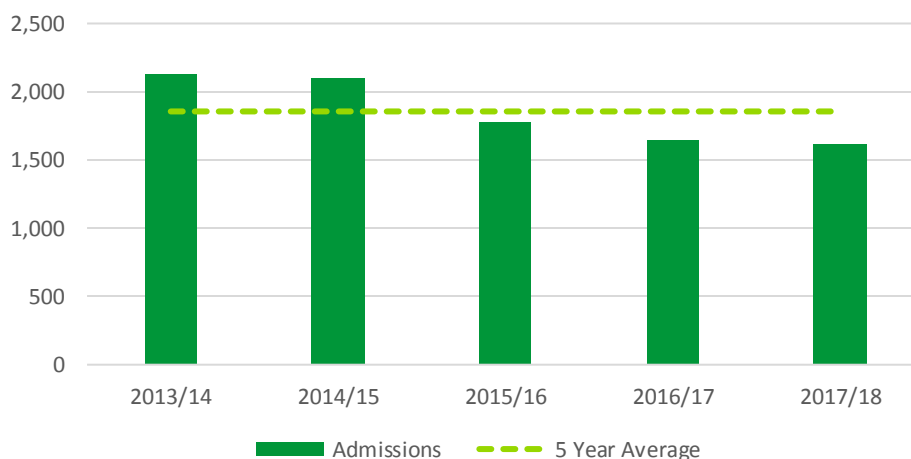


Figure 14: Hospital Admissions for home injuries, 0 - 4, Years 2013/14 - 2017/18



Bridging the gap: injury surveillance

## Five year averages – over 65s

### Fatalities

During the five year period, Scotland had an average of 968 fatalities in the over 65s due to unintentional injuries. Last year there were 1,125 fatalities, 16 per cent above the five-year average (see figure 15).

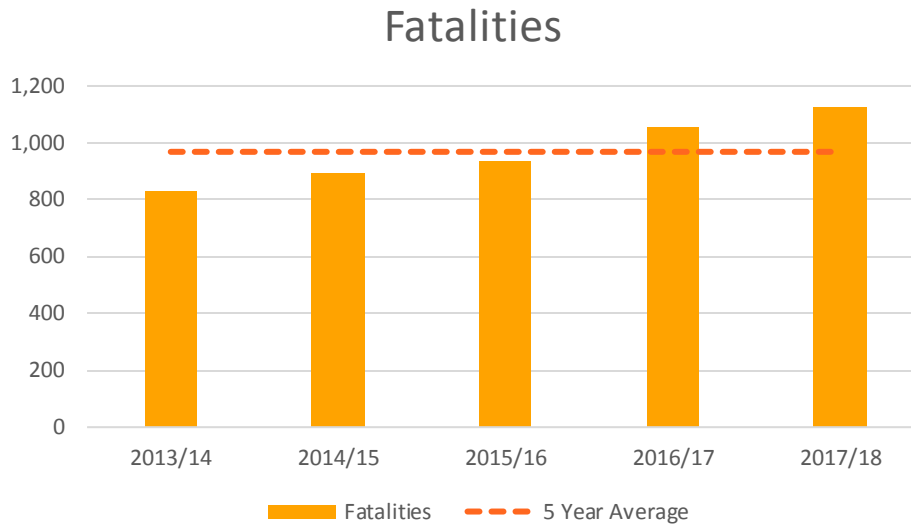


Figure 15: Fatalities, 65+, years 2013/14 - 2017/18

Within the home, there was an average of 151 fatalities in the over 65s due to unintentional injuries. In 2017/18, there were 171 fatalities, 13 per cent above the five-year average (see figure 16).

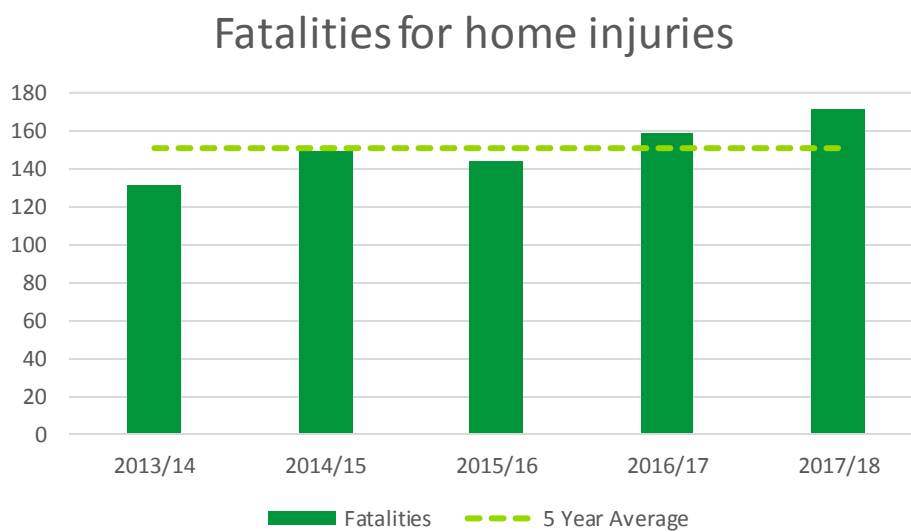


Figure 16: Fatalities for home injuries, 65+, years 2013/14 - 2017/18



Bridging the gap: injury surveillance

**Hospital Admissions**

Over the five year period, there was an average of 24,629 admissions each year in Scotland in the over 65s age category due to unintentional injuries. The most recent figure for 2017/18 was 26,161 which is around a 6 per cent increase from the five year average (see figure 17).

**Hospital admissions**

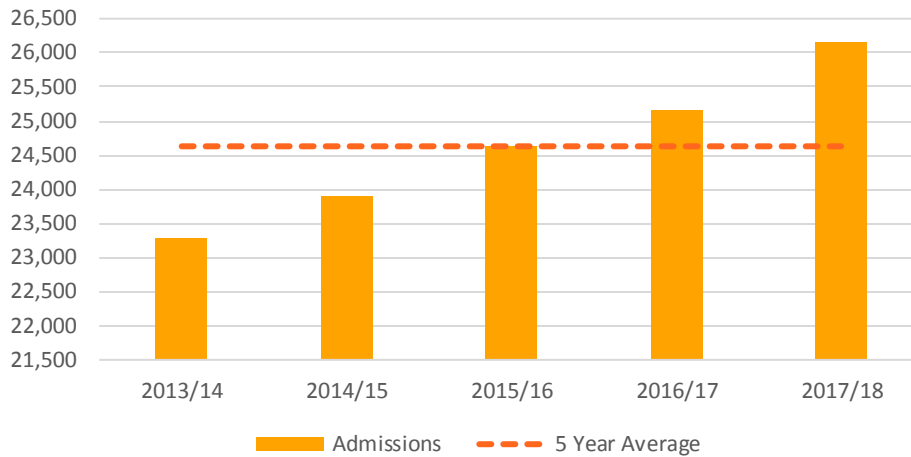


Figure 17: Hospital admissions, 65+, years 2013/14 - 2017/18

Within the home, there was an average of 11,639 admissions each year in the over 65s. Last year, there were 12,493 admissions, 7 per cent above the five-year average (see figure 18)

**Hospital admissions for home injuries**

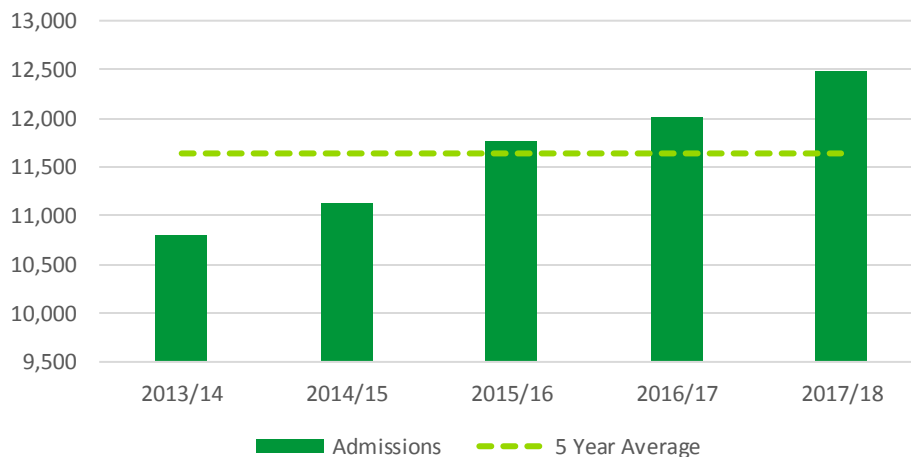


Figure 18: Hospital Admissions for home injuries, 65+, years 2013/14 - 2017/18






accidents don't have to happen

---


**RoSPA Head Office**

28 Calthorpe Road  
Birmingham  
B15 1RP

 +44 (0)121 248 2000


**RoSPA Scotland**

43 Discovery Terrace  
Livingstone House  
Heriot-Watt University Research Park  
Edinburgh  
EH14 4AP


 +44 (0)131 449 9378/79


**RoSPA Wales**


2nd Floor  
2 Cwrt-y-Parc  
Parc Ty Glas  
Cardiff Business Park  
Llanishen  
Cardiff  
CF14 5GH


 +44 (0)2920 250600


**General Enquiries**

 +44 (0)121 248 2000

 +44 (0)121 248 2001

 [help@rospa.com](mailto:help@rospa.com)

 [twitter.com/rospa](https://twitter.com/rospa)

 [facebook.com/rospa](https://facebook.com/rospa)

 [linkedin.com/rospa](https://linkedin.com/rospa)

**[www.rospa.com](http://www.rospa.com)**

Registered Charity No. 207823

VAT Registration No. 655 131649

