

Unintentional injuries in the home



Unintentional injuries in
Scotland 2021/22: An analysis
of currently available data
focussing on home injuries

Version: 1

Date: March 2023

The information comes from hospital administrative systems across Scotland, up to and including the financial year 2021/22 and from death registrations sourced from National Records of Scotland, up to and including calendar year 2021. The terms accidental injury and unintentional injury are interchangeable in this document.
Statistical Sources:

- [Unintentional injuries - Hospital admissions year ending 31 March 2022 and deaths year ending 31 December 2021 - Unintentional injuries - Publications - Public Health Scotland](#)

Introduction

The Royal Society for the Prevention of Accidents (RoSPA) has a proud history dating back to 1917. Our mission is to exchange life-enhancing skills and knowledge to reduce serious accidental injuries. From awareness campaigns, education and training to calling for legislative change, RoSPA is committed to standing up for safety at home, at work, on the road, at leisure and through safety education. Too many people are killed and seriously injured in preventable accidents. At RoSPA, we remember that every accident statistic represents a real person, a life lost or affected, often severely – and a family left enduring the consequences.

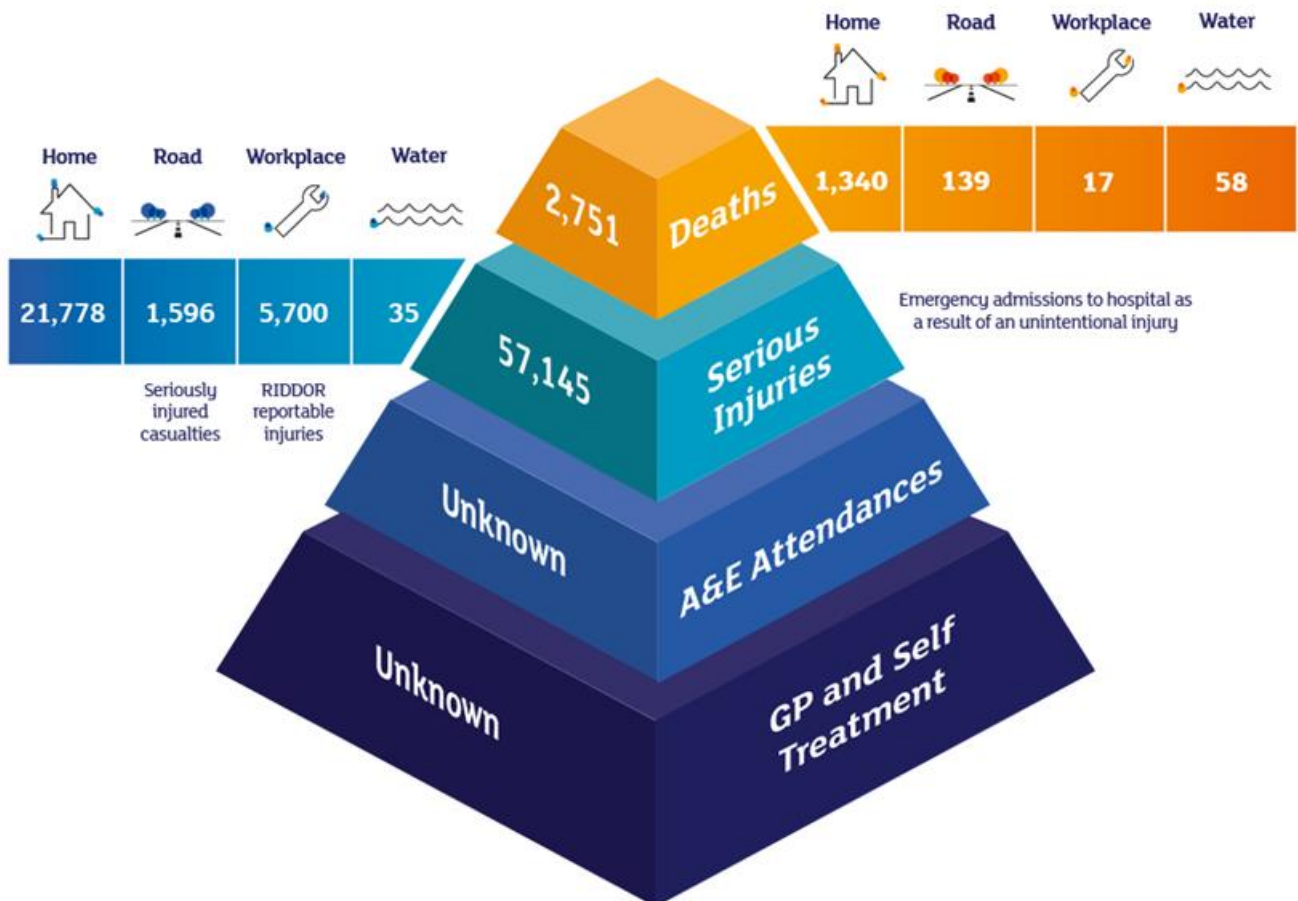
This paper considers recently released statistics on unintentional injuries, specifically within the home environment and includes:

- RoSPA's injury pyramid illustrates that, in Scotland, there are four times the number of unintentional accidents in the home which lead to emergency hospital admissions than RIDDOR reported injuries in the workplace.
- The following statements further illustrate the injury pyramid statistic for every day in 2021:
 - an average of 60 people had an emergency hospital admission due to unintentional injury which occurred in the home
 - an average of 40 of the 60 people were age over 65
 - an average of 38 of the 40 people over age 65 had an emergency admission to hospital due to a fall
- The number of deaths following unintentional injury, sustained in the home, has increased every year since 2013.

Where do unintentional injuries happen?

More accidents happen in the home than were collectively recorded under the number of seriously injured road casualties, seriously injured casualties who were in or near water and the Reporting of Injuries, Diseases and Dangerous Occurrence regulations in Scotland.

Injury Pyramid Scotland 2021/2022

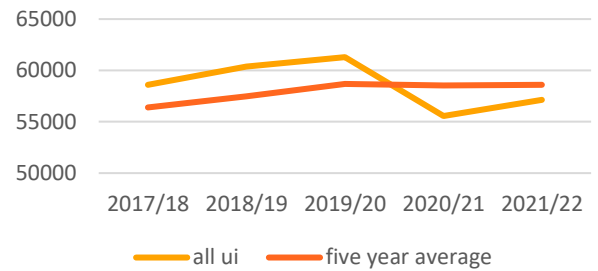


Trend analysis

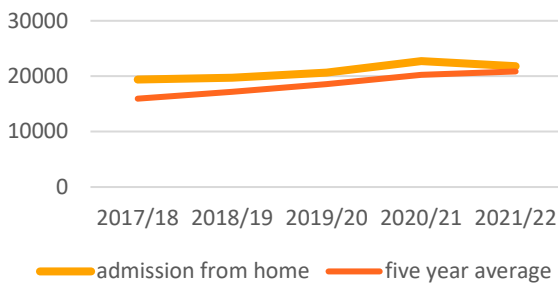
The five-year period from 2017/18 showed an average of 58,593 hospital admissions each year, in Scotland due to unintentional injuries.

In 2021/22 there were 57,145 emergency hospital admissions due to unintentional injuries – a reduction of around three per cent on the five-year average for Scotland.

Emergency hospital admissions - all UI



Emergency hospital admissions - UI in the home



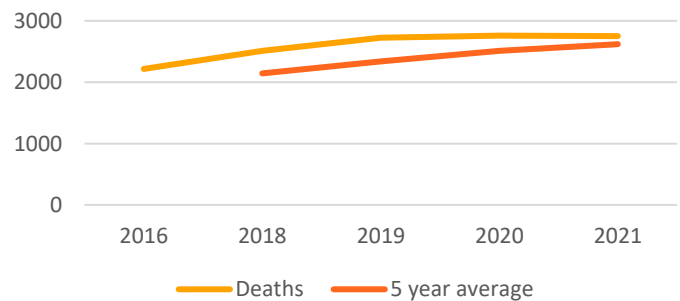
The five-year period from 2017/18 showed an average of 20,860 hospital admissions each year, in Scotland due to unintentional injuries in the home.

In 2021/22 there were 21,778 hospital admissions – an increase of around four per cent on the five-year average in Scotland

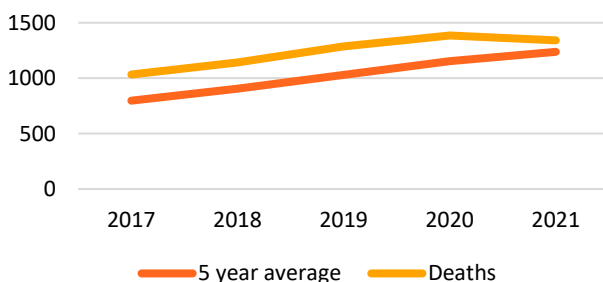
The five-year period from 2017 to 2021 showed an average of 2,619 deaths occurred following unintentional injuries each year, in Scotland.

In 2021 there were 2,751 hospital admissions, an increase of around five per cent on the five-year average in Scotland.

Deaths due to UI



Deaths following UI in the home



The five-year period from 2017 to 2021 showed an average of 1,237 deaths occurred following unintentional injuries which occurred in the home, each year in Scotland.

In 2021 there were 1,340 hospital admissions, an increase of around eight per cent on the five-year average in Scotland.

Key facts

Unintentional injuries in Scotland 2021/22

Unintentional injury resulting in emergency hospital admissions

- 57,145 people had an emergency admission to hospital due to unintentional injuries: an increase of around three per cent from 2020/21 (55,562)
- 27,842 people aged over 65 had an emergency admission to hospital due to unintentional injuries, an increase of six per cent from 2020/21 (26,166)
- 2,300 children aged under five had an emergency admission to hospital due to unintentional injuries, a reduction of 15 per cent from 2020/21 (2,717)

Unintentional injury in the home resulting in emergency admission to hospital

- 21,788 people had an emergency admission to hospital due to unintentional injuries which happened in the home, a decrease of around four per cent from 2020/21 (22,726)
- 14,534 people aged over 65 had an emergency admission to hospital due to unintentional injuries which happened in the home, broadly unchanged from 2020/21 (14,530)
- 1,399 children under five had an emergency admission to hospital due to unintentional injuries which happened in the home, a reduction of around 24 per cent from 2020/21 (1,830)

Causes of unintentional injury in the home leading to emergency hospital admission

- Of the 21,778 unintentional injuries in the home the top three categories, in order of largest to smallest, were falls, other and poisoning
- 17,880 falls accounted for the biggest single cause of unintentional injury leading to emergency hospital admission from the home in 2021/22. This is a reduction of one per cent from 2020/21 (18,140)

Falls in the home, resulting in unintentional injury leading to emergency admission to hospital

- The top four age groups, in order of the number of falls, which led to emergency hospital admission due to unintentional injury were:
 - Over Age 65, (13,656): this represents a one per cent increase from 2020/21 (13,565). This age group remains the most at risk of having a fall in the home
 - Age 45-64 (2,456): this represents a two per cent reduction from 2020/21 (2,497). This age group remains the second highest at risk of a fall in the home
 - Age 25-44 (654): this represents a seven per cent reduction from 2020/21 (707). This age group moves up from fourth at risk to third at risk of a fall in the home after being in fourth place in 2020/21
 - Under 5s (553): this represents a 25 per cent reduction from 2020/21 (741). This age group moves down to fourth at risk from third at risk of a fall in the home after being in third place in 2020/21

Deaths and crude rates for unintentional injury 2021

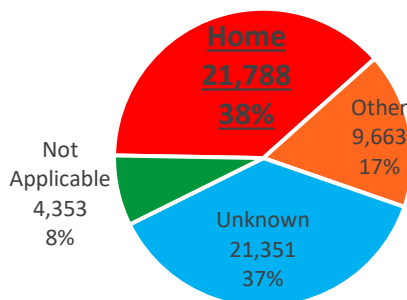
- 2,751 people died due to an unintentional injury. This is broadly unchanged from 2020 (2,759)
- 1,340 people died due to an unintentional injury which happened in the home. This is around a three per cent reduction from 2020 (1,385)
- 977 people died from a fall across all location categories. This is a two per cent increase on 2020 (948)
- 913 people over age 65 died from a fall across all location categories, this is a three per cent increase on 2020 (863)
- 103 people in all age categories died from a fall in the home .This is broadly unchanged from 2020 (104)
- 85 people over age 65 died from a fall in the home which led to death due to an unintentional injury. This is broadly unchanged from 2020 (88)
- There were no deaths from unintentional injury, in any age group under 15 years of age, due to a fall in the home. This is unchanged from 2020 (0)

Statistical Analysis

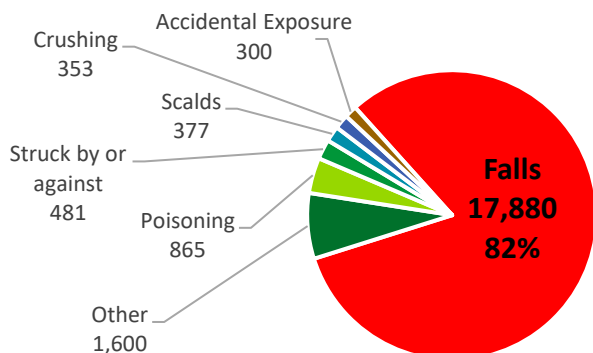
Unintentional Injuries leading to emergency hospital admission – Financial Year 2021/22

Of the 57,145 emergency hospital admissions from unintentional injuries, 21,778 happened in the home and involved all age groups.

Location of unintentional injuries 2021/22



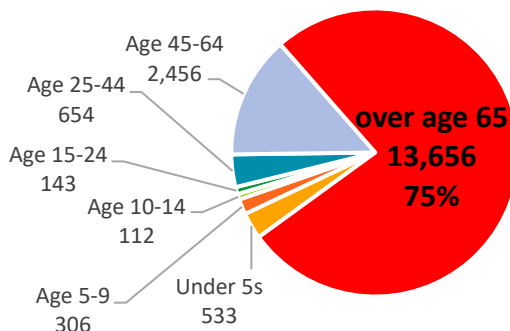
Unintentional injuries in the home leading to emergency hospital admission 2021/22



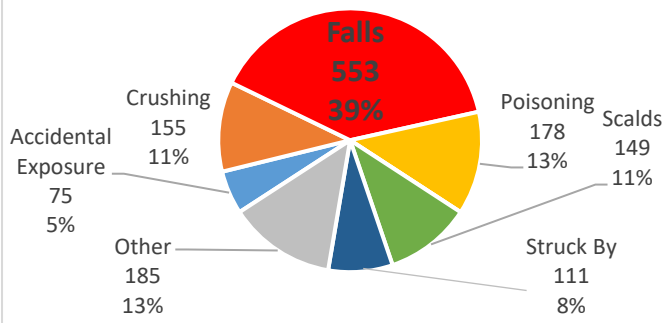
Falls accounted for 17,880 of the 21,778 emergency hospital admissions due to unintentional injury in the home.

There were 13,656 falls in the home involving those over the age of 65 which led to an emergency hospital admission.

Falls in the home 2021/22 by age



Under 5s unintentional injuries in the home by cause



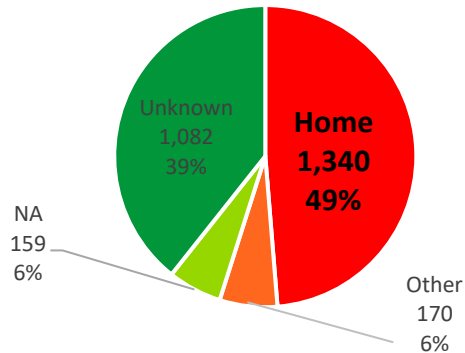
553 under 5s had a fall in the home which led to hospital admission.

Falls is the biggest single cause of unintentional injuries for the under 5s.

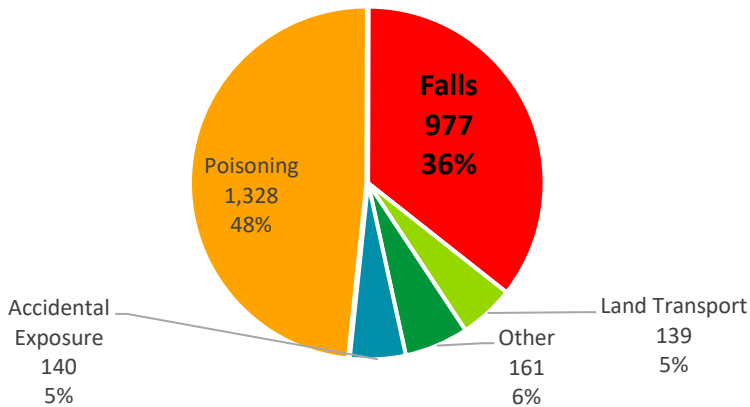
Death following unintentional injury

Unintentional injury leading to death, all ages, all locations

2,751 people died following an unintentional injury. 1,340 deaths occurred in the home.



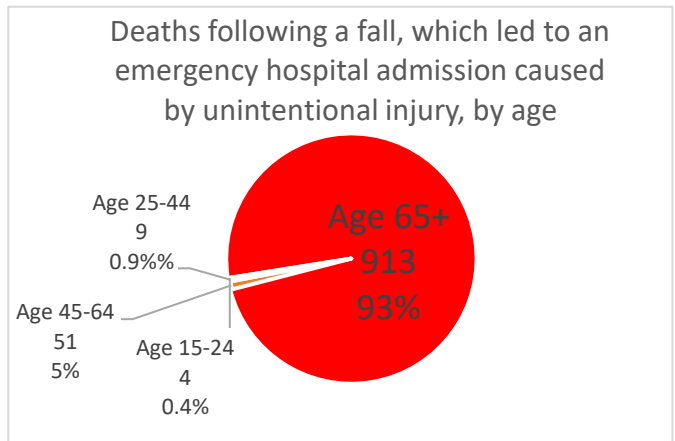
Deaths following unintentional injury, by cause 2021



Deaths following a fall from all locations were 977.

913 deaths happened, following a fall, which led to an emergency hospital admission, in the over age 65 age group.

There were no deaths due to falls in any age group below 15.





accidents don't have to happen



RoSPA Head Office

28 Calthorpe Road
Birmingham
B15 1RP

t +44 (0)121 248 2000

RoSPA Scotland

43 Discovery Terrace
Livingstone House
Heriot-Watt University Research Park
Edinburgh
EH14 4AP

t +44 (0)131 449 9378/79

RoSPA Wales

2nd Floor
2 Cwrt-y-Parc
Parc Ty Glas
Cardiff Business Park
Llanishen
Cardiff
CF14 5GH

t +44 (0)2920 250600

General Enquiries

t +44 (0)121 248 2000

t +44 (0)121 248 2001

e help@rospa.com

t twitter.com/rospa

f facebook.com/rospa

in linkedin.com/rospa

www.rospa.com

Registered Charity No. 207823
VAT Registration No. 655 131649

© The Royal Society for the Prevention of Accidents