


Unintentional injuries in the home

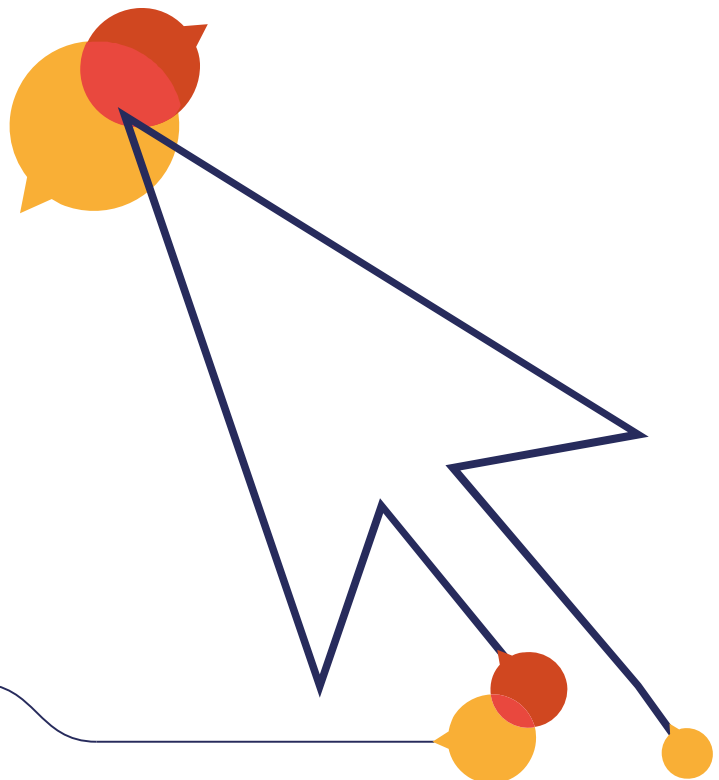


Unintentional injuries in Scotland 2022/23:
An analysis of currently available data
focusing on home injuries

Version: Final
Date: 15 Jan 2024

This report contains information from hospital administrative systems across Scotland including the financial year 2022/23 and from death registrations sourced from Records of Scotland, up to and including calendar year 2022. The terms accidental injury and unintentional injury are interchangeable throughout.

Statistical Source: [Unintentional injuries - Hospital admissions year ending 31 March 2023 and deaths year ending 31 December 2022 - Unintentional injuries - Publications - Public Health Scotland](#)



Introduction

The Royal Society for the Prevention of Accidents (RoSPA) has a proud history dating back to 1917. Our mission is to exchange life-enhancing skills and knowledge to reduce serious accidental injuries. From awareness campaigns, education and training to calling for legislative change, RoSPA is committed to standing up for safety at home, at work, on the road, at leisure and through safety education.

Too many people are killed and seriously injured in preventable accidents. At RoSPA, we remember that every accident statistic represents a real person, a life lost or affected, often severely – and a family left enduring the consequences.

This paper considers recently released statistics on unintentional injuries, specifically within the home environment and includes:

- RoSPA's injury pyramid illustrates that, in Scotland, there are almost four times the number of unintentional accidents in the home which lead to emergency hospital admissions than RIDDOR reported injuries in the workplace.
- The following statements further illustrate the injury pyramid statistic for every day in 2022:
 - an average of 55 people had an emergency hospital admission due to unintentional injury which occurred in the home
 - an average of 38 of the 55 people were age over 65
 - an average of 36 of the 38 people over age 65 had an emergency admission to hospital due to a fall
- The number of deaths following unintentional injury, sustained in the home, fell in 2022 having previously increased every year since 2013.

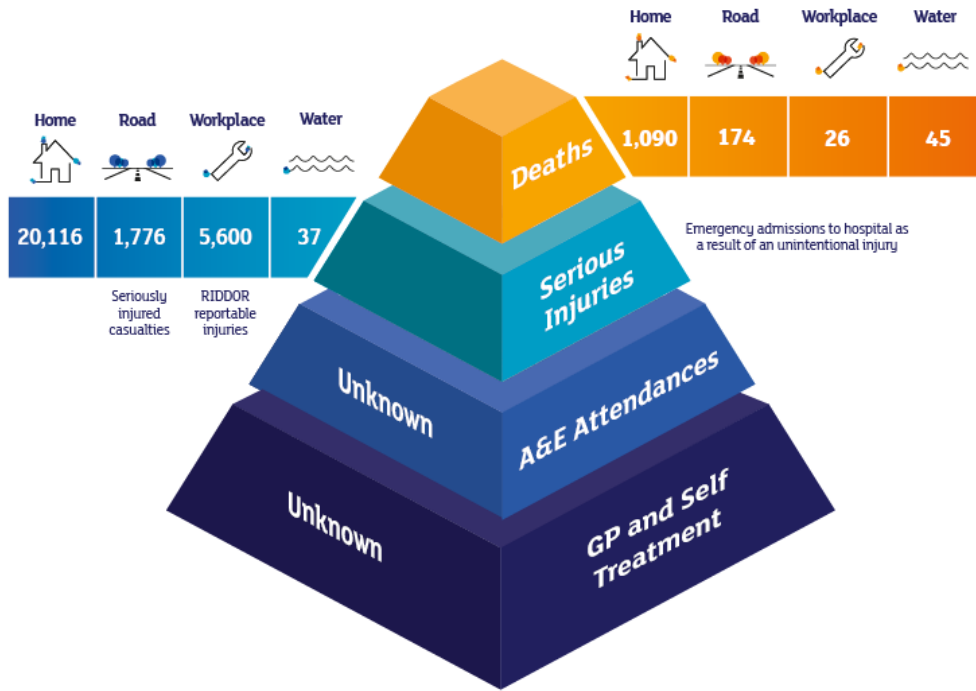
Where do unintentional injuries happen?

More accidents happen in the home than were collectively recorded under the number of seriously injured road casualties, seriously injured casualties who were in or near water and the Reporting of Injuries, Diseases and Dangerous Occurrence regulations in Scotland.



Unintentional injuries in Scotland 2022/23

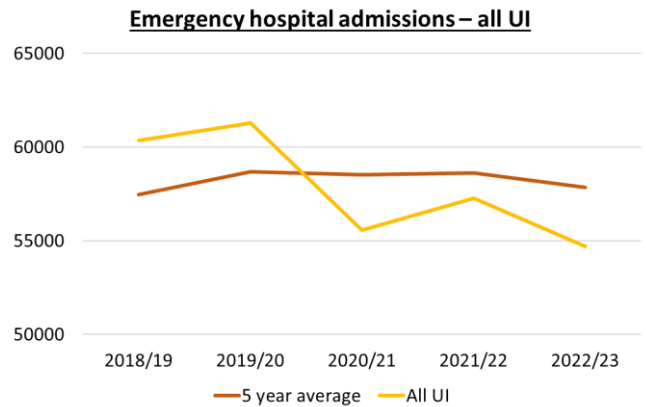
Injury Pyramid
Scotland 2022/2023



Trend analysis¹

The five-year period from 2018/19 showed an average of 57,842 hospital admissions each year, in Scotland due to unintentional injuries.

In 2022/23 there were 54,709 emergency hospital admissions due to unintentional injuries – a reduction of around five per cent on the five-year average for Scotland.

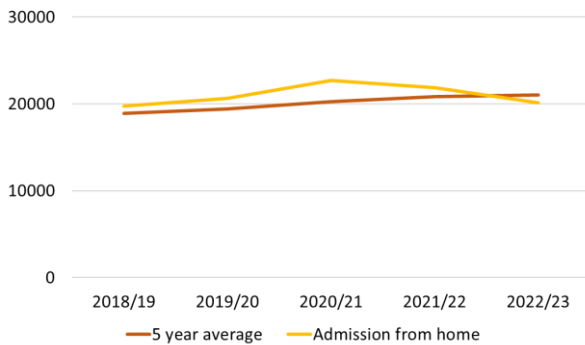


¹ All 2022/23 and trend data sourced at [Unintentional injuries - Hospital admissions year ending 31 March 2023 and deaths year ending 31 December 2022 - Unintentional injuries - Publications - Public Health Scotland](#)



Unintentional injuries in Scotland 2022/23

Emergency hospital admissions – UI in the home



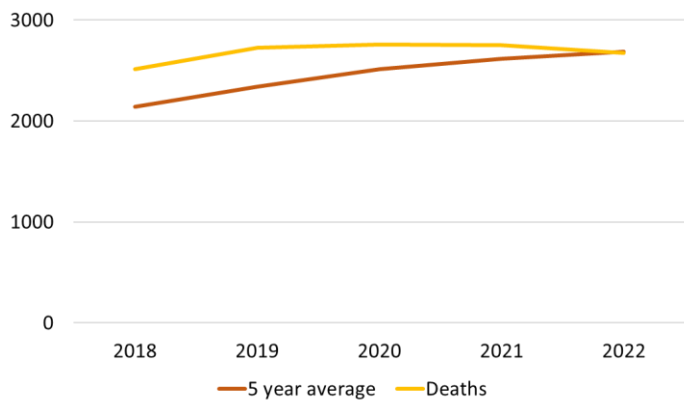
The five-year period from 2018/19 showed an average of 21,017 hospital admissions each year, in Scotland due to unintentional injuries in the home.

In 2022/23 there were 20,116 hospital admissions– a reduction of around four per cent on the five-year average in Scotland.

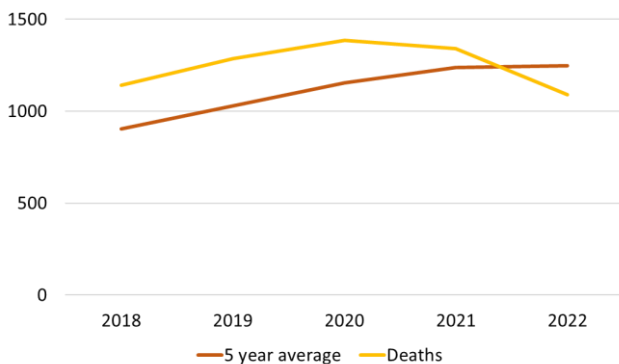
The five-year period from 2018 to 2022 showed an average of 2,684 deaths occurred following unintentional injuries each year, in Scotland.

In 2022 there were 2,676 hospital admissions, in line with the five-year average in Scotland.

Deaths due to UI



Deaths following UI in the home



The five-year period from 2018 to 2022 showed an average of 1,248 deaths occurred following unintentional injuries which occurred in the home, each year in Scotland.

In 2022 there were 1,090 hospital admissions, a reduction of around thirteen per cent on the five-year average in Scotland.

Key Facts – unintentional injuries in Scotland 2022/23

Unintentional injury resulting in emergency hospital admissions

- 54,709 people had an emergency admission to hospital due to unintentional injuries: a reduction of around four per cent from 2021/22 (57,272)



Unintentional injuries in Scotland 2022/23

- 27,637 people aged over 65 had an emergency admission to hospital due to unintentional injuries, a reduction of one per cent from 2021/22 (27,935)
- 2,147 children aged under five had an emergency admission to hospital due to unintentional injuries, a reduction of seven per cent from 2021/22 (2,307)

Unintentional injury in the home resulting in emergency admission to hospital

- 20,116 people had an emergency admission to hospital due to unintentional injuries which happened in the home, a decrease of around eight per cent from 2021/22 (21,844)
- 13,832 people aged over 65 had an emergency admission to hospital due to unintentional injuries which happened in the home, a decrease of around five per cent from 2021/22 (14,594)
- 1,309 children under five had an emergency admission to hospital due to unintentional injuries which happened in the home, a reduction of around six per cent from 2021/22 (1,400)

Causes of unintentional injury in the home leading to emergency hospital admission

- Of the 20,116 unintentional injuries in the home the top three categories, in order of largest to smallest, were falls, other and poisoning which is in line with 2021/22
- 16,385 falls accounted for the biggest single cause of unintentional injury leading to emergency hospital admission from the home in 2022/23. This is a reduction of nine per cent from 2021/22 (17,943)

Falls in the home, resulting in unintentional injury leading to emergency admission to hospital

- The top four age groups, in order of the number of falls, which led to emergency hospital admission due to unintentional injury were:
 - Over Age 65, (12,980): this represents a five per cent reduction from 2021/22 (13,715). This age group remains the most at risk of having a fall in the home
 - Age 45-64 (2,081): this represents a 15% reduction from 2021/22 (2,459). This age group remains the second highest at risk of a fall in the home
 - Children under five (479): this represents a 13% reduction from 2021/22 (553). Despite the decrease in absolute number, this age group returns to third position after moving down to fourth in 2021/22
 - Age 25-44 (402): this represents a 39% reduction from 2021/22 (654). This age group returns to fourth position from being third in 2021/22



Deaths and crude rates for unintentional injury 2022

- 2,676 people died due to an unintentional injury, a decrease of around three per cent from 2021 (2,751)
- 1,090 people died due to an unintentional injury which happened in the home. This is around a 19% reduction from 2021 (1,340)
- 1,139 people died from a fall across all location categories. This is a 16% increase on 2021 (977)
- 1,077 people over age 65 died from a fall across all location categories, this is a 18% increase on 2021 (913)
- 84 people in all age categories died from a fall in the home. This is a 18% reduction from 2021 (103)
- 73 people over age 65 died from a fall in the home which led to death due to an unintentional injury. This is around a 14% reduction from 2021 (85)
- In 2022, there were no deaths from unintentional injury, in any age group under 25 years of age, due to a fall in the home. This is in line with 2021 for those under age 15 however there were three deaths for those aged 15-24 in 2021.

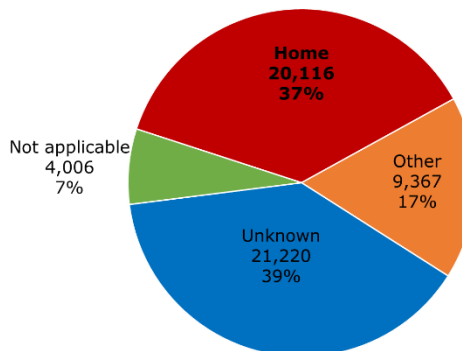


Statistical Analysis

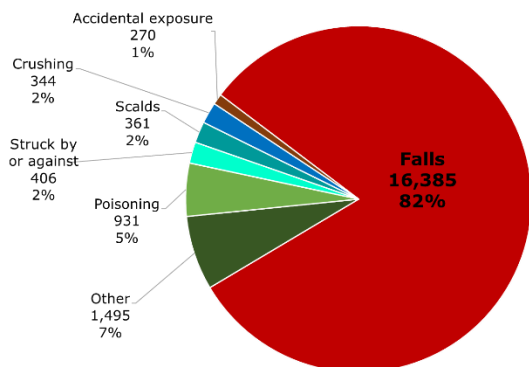
Unintentional injuries leading to emergency hospital admission – Financial Year 2022/23

Of the 54,709 emergency hospital admissions from unintentional injuries, 20,116 happened in the home and involved all age groups.

Location of unintentional injuries 2022/23



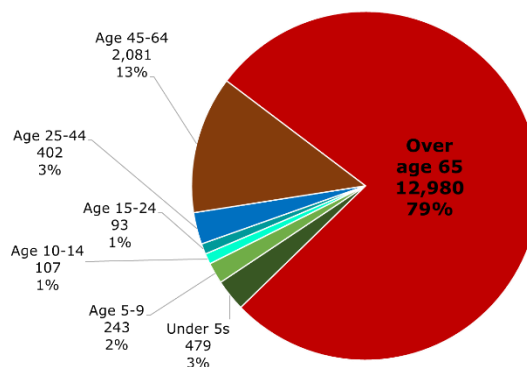
Unintentional injuries in the home leading to emergency hospital admission 2022/23



Falls accounted for 16,385 of the 20,116 emergency hospital admissions due to unintentional injury in the home.

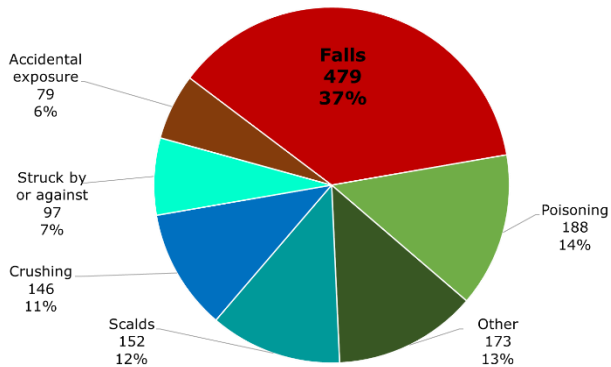
There were 12,980 falls in the home involving those over the age of 65 which led to an emergency hospital admission.

Falls in the home 2022/23 by age



Unintentional injuries in Scotland 2022/23

Under 5s unintentional injuries in the home by cause

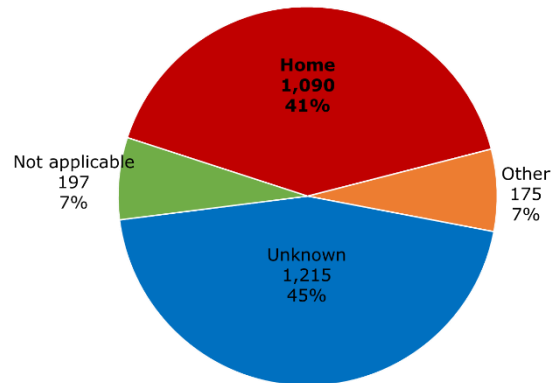


479 under 5s had a fall in the home which led to hospital admission. Falls is the biggest single cause of unintentional injuries for the under 5s.

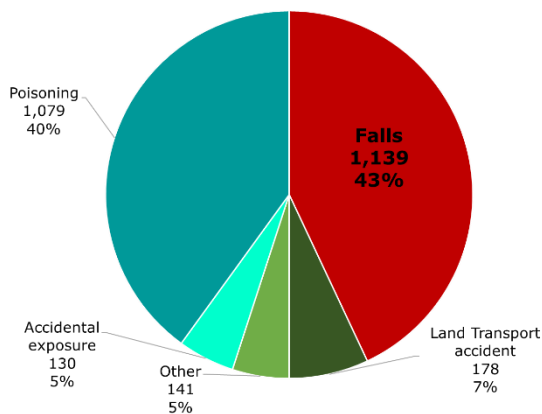
Deaths following unintentional injury 2022

2,677 people died following an unintentional injury. 1,090 deaths occurred in the home.

Unintentional injury leading to death, all ages, all locations 2022



Deaths following unintentional injury by cause 2022



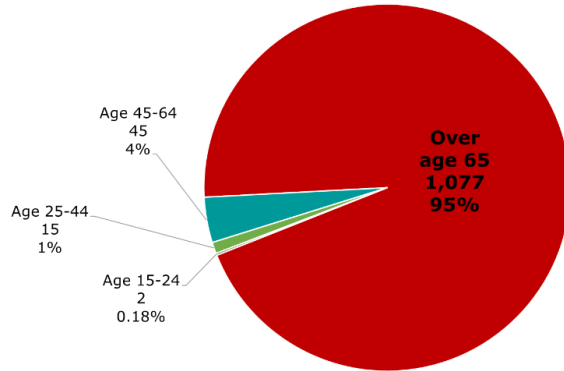
Deaths following a fall from all locations were 1,139.



Unintentional injuries in Scotland 2022/23

Deaths following a fall, which led to an emergency hospital admission caused by unintentional injury, by age

1,077 deaths happened, following a fall, which led to an emergency hospital admission, in the over age 65 age group.
There were no deaths due to falls in any age group below 15.



-END-



accidents don't have to happen

RoSPA Head Office

28 Calthorpe Road
Birmingham
B15 1RP
☎ +44 (0)121 248 2000

RoSPA Scotland

43 Discovery Terrace
Livingstone House
Heriot-Watt University Research Park
Edinburgh
EH14 4AP
☎ +44 (0)131 449 9378/79

RoSPA Wales

2nd Floor
2 Cwrt-y-Parc
Parc Ty Glas
Cardiff Business Park
Llanishen
Cardiff
CF14 5GH
☎ +44 (0)2920 250600

General Enquiries

☎ +44 (0)121 248 2000
☎ +44 (0)121 248 2001
✉ help@rospa.com
🐦 twitter.com/rospa
📘 facebook.com/rospa
🌐 linkedin.com/rospa

www.rospa.com

Registered Charity No. 207823
VAT Registration No. 655 131649

