

Bridging the gap: injury surveillance 2020



An analysis of currently available
data focussing on home injuries
in Scotland

Version: 1

Date: April 2020

Bridging the gap: injury surveillance

Note: The data found in this report comes from data collected on discharges from non-obstetric and non-psychiatric acute hospitals (SMR01) in Scotland and published by ISD Scotland.

In this report, the term 'rate' refers to rates per 100,000 population.



Bridging the gap: injury surveillance

Introduction

The Royal Society for the Prevention of Accidents (RoSPA) has a proud history dating back to 1917. Our mission is to exchange life-enhancing skills and knowledge to reduce serious accidental injuries. From awareness campaigns, education and training to calling for legislative change, RoSPA is committed to standing up for safety at home, at work, on the road, at leisure and through safety education.

Too many people are killed and seriously injured in preventable accidents. At RoSPA, we remember that every accident statistic represents a real person, a life lost or affected, often severely - and a family left enduring the consequences.

This paper considers recently-released statistics around unintentional injury and specifically within the home environment and includes:

- 2018/19 – a snapshot
- 2018/19 comparisons to the five year average
- 2018/19 comparisons to the five year average – under fives
- 2018/19 comparisons to the five year average – over 65s.



Bridging the gap: injury surveillance

Key points

Overall

- In 2018/19, There were 2,504 fatalities due to an unintentional injury in Scotland – 46 per cent of these were in the home
- Deaths in the home were up by 43 per cent compared to the five year average
- There were 18,600 hospital admissions in the home last year, a six per cent increase on the five year average
- In terms of rates, there has been a five per cent increase in unintentional injury admissions in the home.

Under fives

- There were four fatalities last year due to unintentional injuries – one of which was in the home
- Hospital admissions for injuries in the home decreased last year by 23 per cent in comparison with the five year average
- In terms of rates, there has been a 20 per cent decrease in admission rates of unintentional injuries within the home.

Over 65s

- There were 141 fatalities last year due to unintentional injuries in the home. This is seven per cent below the five year average
- There was a 12 per cent increase in hospital admissions in the home
- In terms of rates, there has been an eight per cent increase in admission rates within the home.



Bridging the gap: injury surveillance

2018/19 – a snapshot

Overall fatalities

In 2018/19, there were 2,504 fatalities in Scotland due to an unintentional injury. Those over the age of 65 made up 44 per cent of this figure (see figure 1).

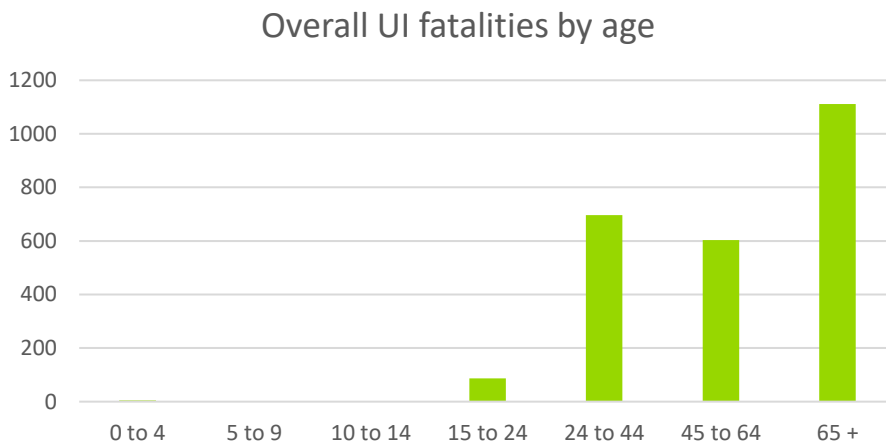


Figure 1: All unintentional injury fatalities by age, 2018/19

Causes

In terms of cause, 45 per cent of the fatalities were the result of a poisoning followed by falls at 38 per cent (see figure 2). This is in contrast to last year's data which showed that 42 per cent of the fatalities were the result of a fall followed by poisoning at 39 per cent.

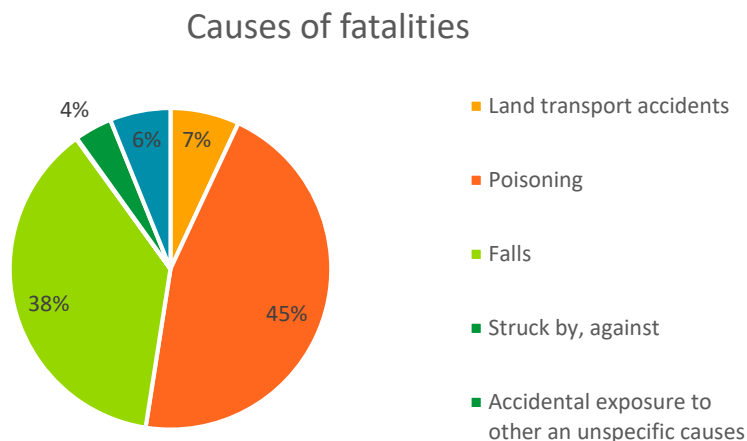


Figure 2: All unintentional injury fatalities, all ages by cause, 2018/19



Bridging the gap: injury surveillance

Location

The majority (46 per cent) of fatalities happened in the home, closely followed by locations 'unknown' (see figure 3). This is similar to the previous year's data.

Fatalities by location

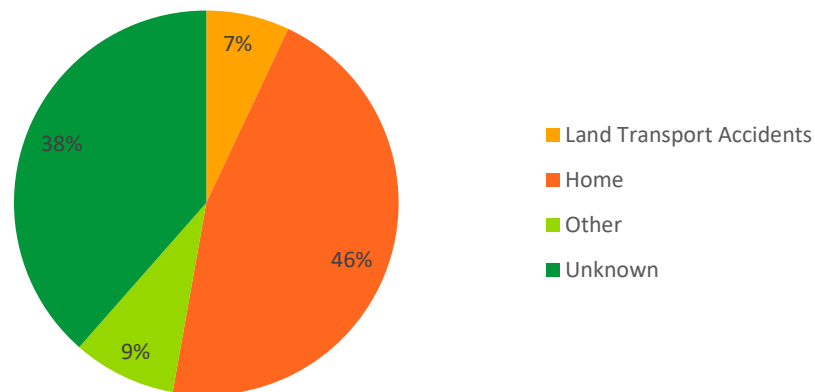


Figure 3: All unintentional injury fatalities, all ages by location, 2018/19 (19 records excluded due to 'non applicable' classification of location)

Hospital admissions

In 2018/19, there were 60,347 hospital admissions in Scotland due to unintentional injuries. Those over the age of 65 made up 45 per cent of this figure (see figure 4).

Overall UI hospital admissions by age

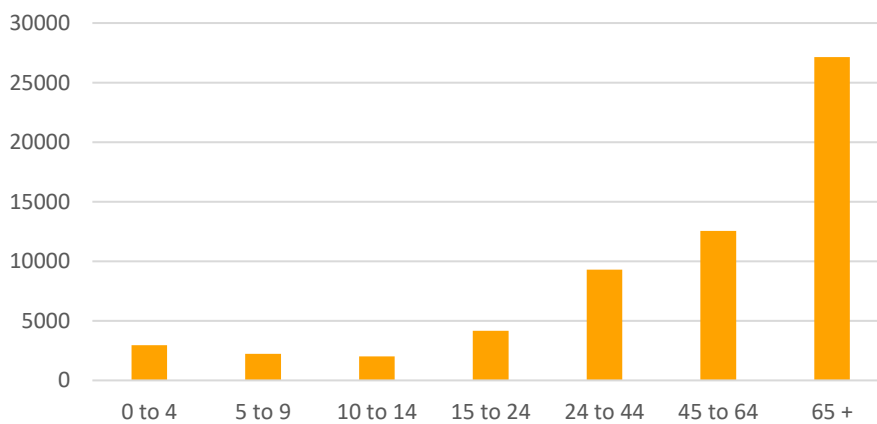


Figure 4: All unintentional injury hospital admissions by age, 2018/19



Bridging the gap: injury surveillance

Causes

In terms of cause, 62 per cent of the hospital admissions were the result of a fall followed by 'other' at 15 per cent (see figure 5). This is similar to last year's data which showed falls at 64 per cent and 'other' at 13 per cent.

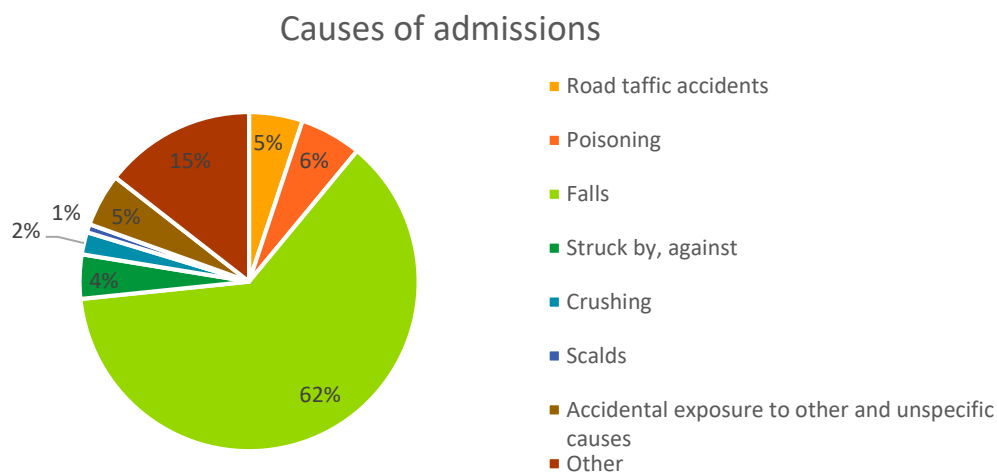


Figure 5: All unintentional injury hospital admissions, all ages by cause, 2018/19

Location

The majority (44 per cent) of injuries admitted happened in locations 'unknown' closely followed by the home (see figure 6).

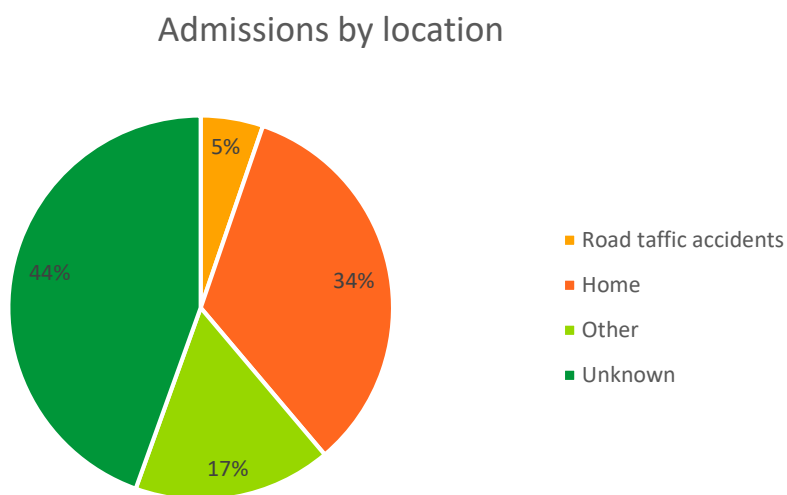


Figure 6: All unintentional injury hospital admissions, all ages by location, 2018/19



Bridging the gap: injury surveillance

Data comparisons to five year average

The following data concentrates on last year's data in comparison to the five-year data from years 2013/14 – 2017/18 calculated in RoSPA's previous report: <https://www.rospace.com/RoSPAWeb/docs/Advice-Services/Home-Safety/UK/injury-surveillance-2019.pdf>

Fatalities

Over the five year period 2013/14 – 2017/18, Scotland had an average of 1,974 fatalities due to unintentional injuries. In 2018/19, there were 2,504 fatalities. This is 27 per cent above the five-year average (see figure 7).

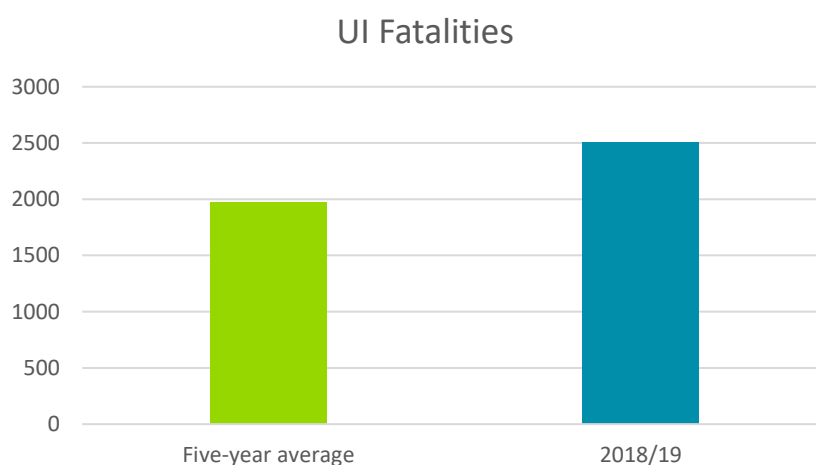


Figure 7: All unintentional injury fatalities, all ages, five-year average vs 2018/19

Fatalities in the home

Specifically in the home over the five-year period, Scotland had an average of 797 fatalities due to unintentional injuries. This figure has also risen in 2018/19: there were 1,138 fatalities- 43 per cent above the five-year average (see figure 8).

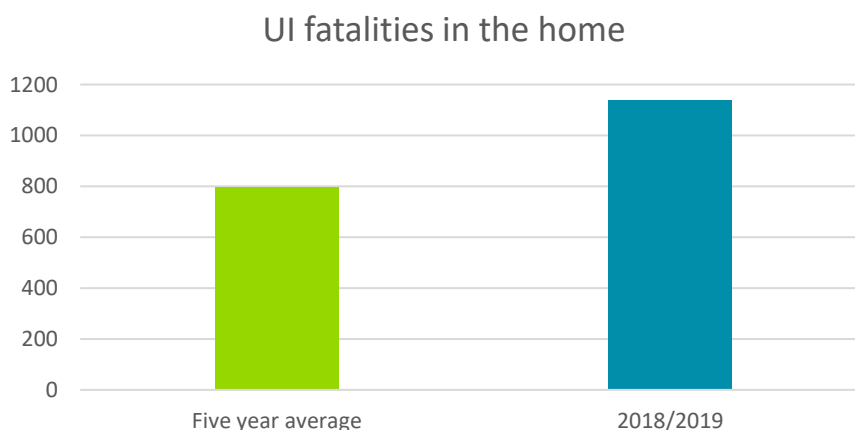


Figure 8: Unintentional injury fatalities in the home, all ages, five-year average vs 2018/19



Hospital Admissions

Over the five-year period, there was an average of 56,314 hospital admissions each year in Scotland due to unintentional injuries. This figure has steadily increased by around seven per cent: in 2018/19 were 60,347 hospital admissions (see figure 9). This figure has increased since last year's figure of 58,533.

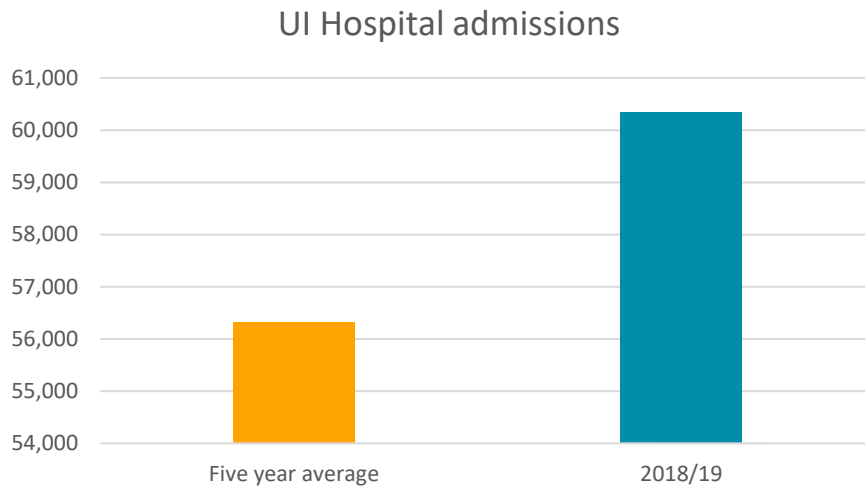


Figure 9: All unintentional injury hospital admissions, all ages, five-year average vs 2018/19

Hospital admissions due to home injuries

During the same period, there was an average of 18,600 hospital admissions each year in Scotland due to unintentional injuries in the home. 2018/19 recorded 19,793 – an increase of around six per cent on the five-year average (see figure 10) and from last year which recorded 19,443 hospital admissions.

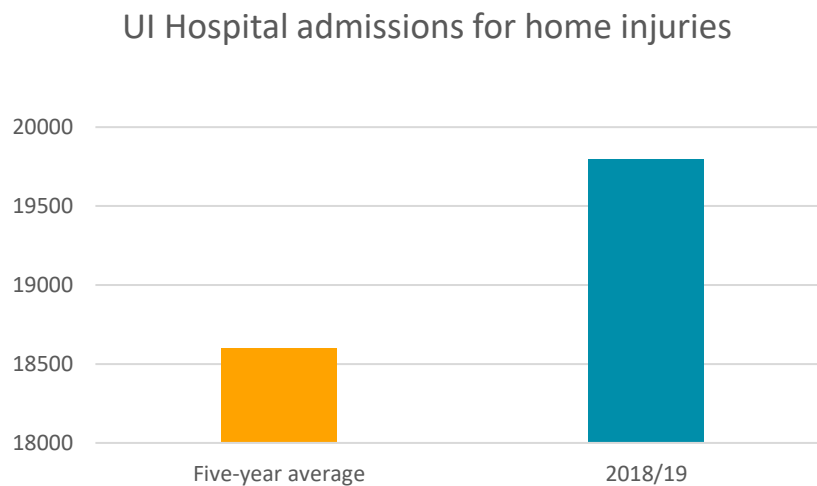


Figure 10: Unintentional injury hospital admissions for home injuries, all ages, five-year average vs 2018/2019



Bridging the gap: injury surveillance

Rates

The five-year average showed a rate of 346 due to unintentional injuries in the home. 2019 saw a percentage increase in the rate of admission of approximately five per cent (364). This has also steadily increased year-on-year (see figure 11).

UI home injury rates - all ages

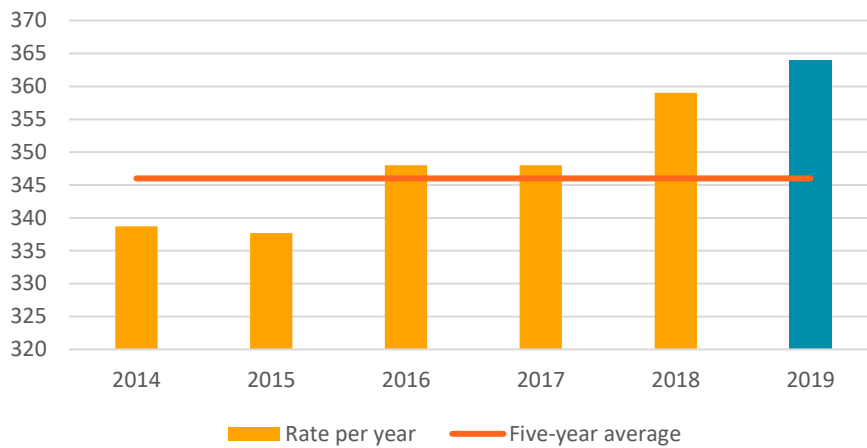


Figure 11: Unintentional injury hospital admission rates for home injuries, all ages, five-year average and by year



Bridging the gap: injury surveillance

Under fives

Fatalities

During the five year period, Scotland had an average of eight fatalities in the under-fives due to unintentional injuries. Last year, there were four fatalities, 50 per cent below the five-year average (See figure 12).

UI Fatalities - Under fives

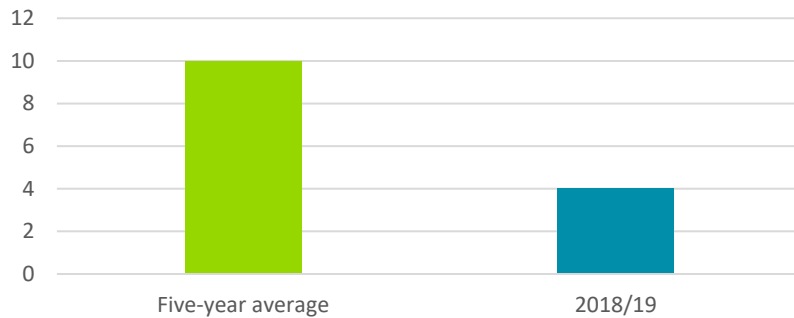


Figure 12: Unintentional injury fatalities, 0 - 4, five-year average vs 2018/19

Fatalities in the home

Within the home, there was an average of four fatalities in the under-fives due to unintentional injuries over the five-year period. Last year, there was one fatality in the home.

Hospital admissions

Over the five-year period, there was an average of 3,169 admissions each year in Scotland in the under-five age category due to unintentional injuries. The most recent figures for 2018/19 showed 2,958 admissions which is approximately a seven per cent decrease from the five-year average (see figure 13).

UI hospital admissions - Under fives

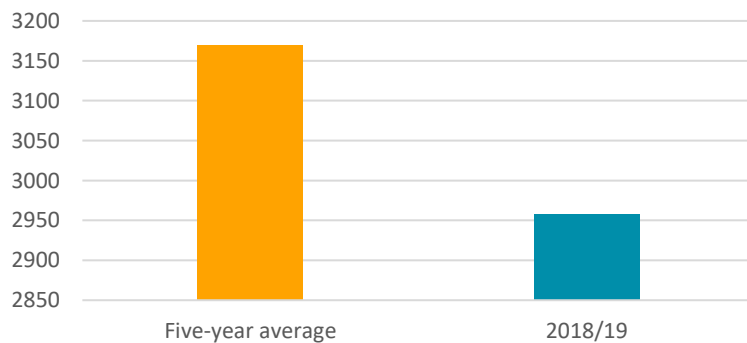


Figure 13: Unintentional injury hospital admission rates for home, 0 - 4, five-year average vs 2018/19



Bridging the gap: injury surveillance

Hospital admissions due to home injuries

Over the five-year period, there was an average of 1,856 hospital admissions each year in Scotland due to unintentional injuries in the home. The most recent figures for 2018/19 is lower than the five-year average (1,427 admissions) at around 23 per cent less (see figure 14).

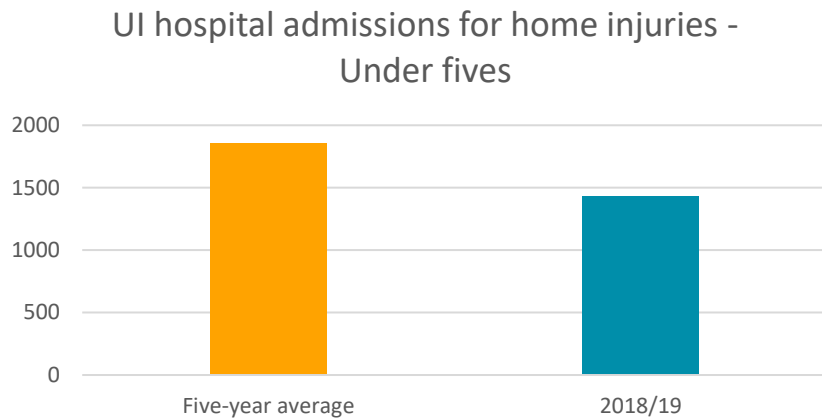


Figure 14: Hospital Admissions for home injuries, 0 - 4, five year average vs 2018/19

Rates

The five year average (2013/14 – 2017/18) showed a rate of 644 due to unintentional injuries in the home. 2019 saw a percentage decrease in the rate of admission of approximately 20 per cent (515). This has also steadily decreased year on year (see figure 11).

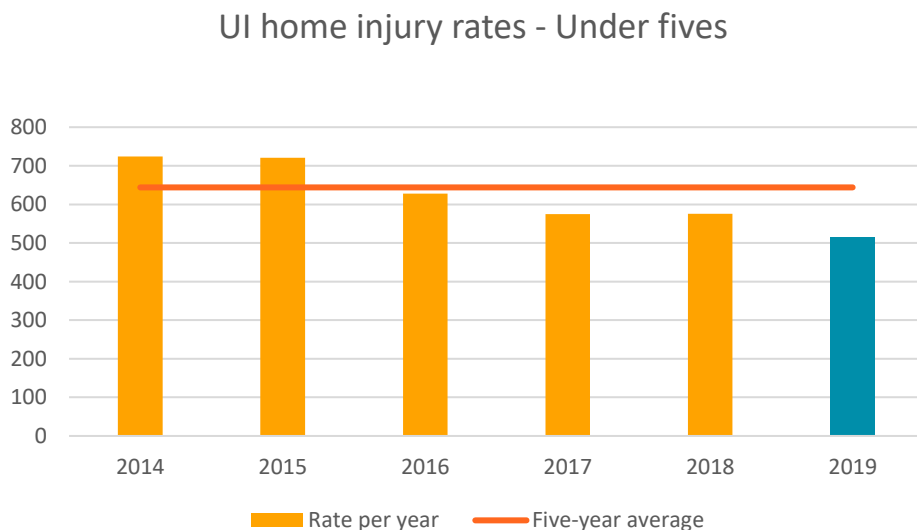


Figure 11: Hospital admission rates for home injuries, under-fives, five-year average and by year



Bridging the gap: injury surveillance

Five year averages – over 65s

Fatalities

During the five-year period, Scotland had an average of 968 fatalities in the over 65s due to unintentional injuries. Last year there were 1,111 fatalities, 16 per cent above the five-year average (see figure 16).

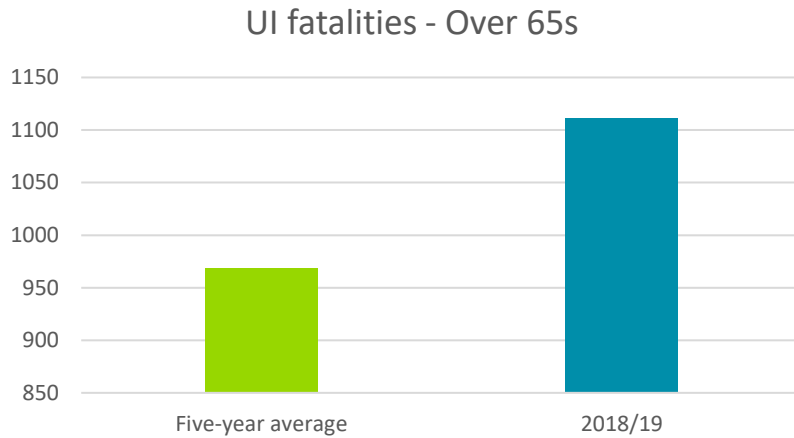


Figure 16: Unintentional injury fatalities, 65+, five-year average vs 2018/19

Fatalities in the home

Within the home, there was an average of 151 fatalities in the over 65s due to unintentional injuries. In 2018/19, there were 141 fatalities, around seven per cent below the five-year average (see figure 17).

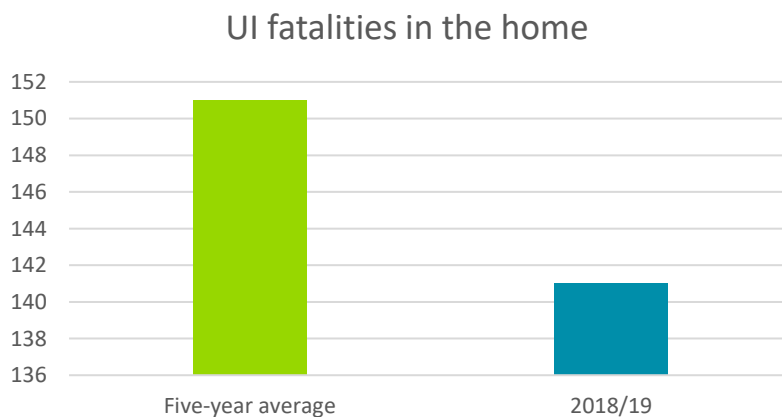


Figure 17: Unintentional injury fatalities in the home, 65+, five-year average vs 2018/19



Bridging the gap: injury surveillance

Hospital admissions

Over the five-year period, there was an average of 24,629 admissions each year in Scotland in the over 65s age category due to unintentional injuries. The most recent figure for 2018/19 was 27,133 which is around a 10 per cent increase from the five-year average (see figure 18).

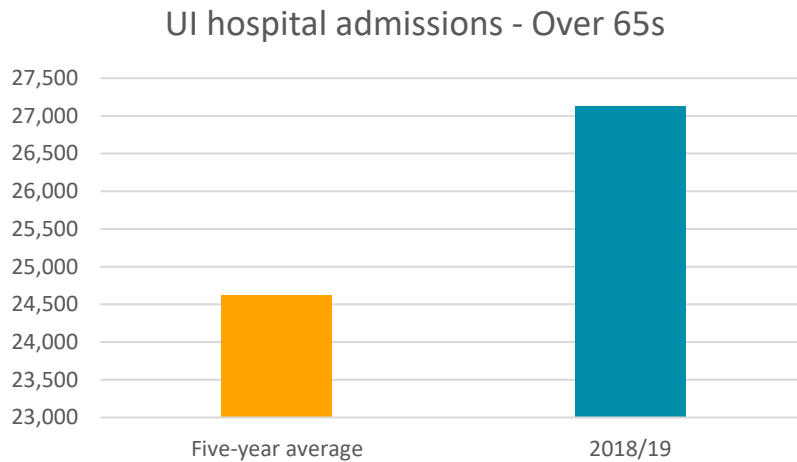


Figure 18: Unintentional injury hospital admissions, 65+, five-year average vs 2018/19

Hospital admissions due to home injuries

Within the home, there was an average of 11,639 admissions each year in the over 65s. Last year, there were 13,046 admissions, 12 per cent above the five-year average (see figure 19).

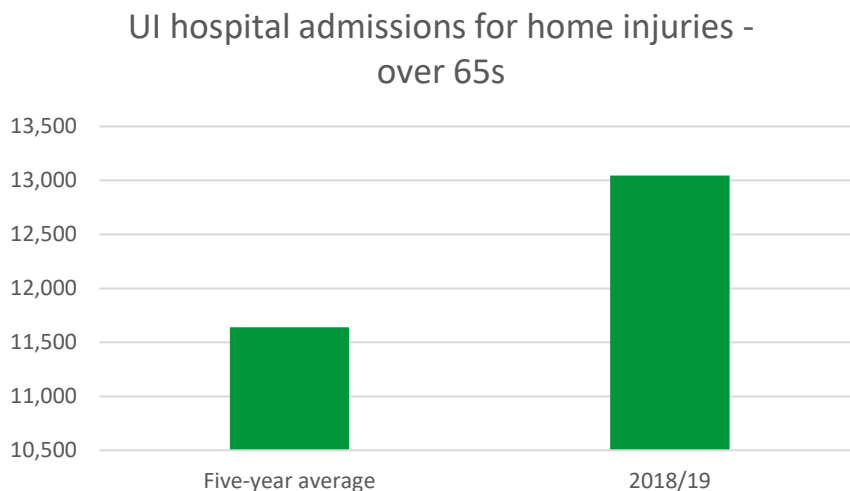


Figure 19: Unintentional injury hospital admissions for home injuries, 65+, five-year average vs 2018/19



Bridging the gap: injury surveillance

Rates

The five-year average (2013/14 – 2017/18) showed a rate of 1,274 due to unintentional injuries in the home. 2019 saw a percentage increase in the rate of admission of approximately eight per cent (1,370). This has also steadily increased year-on-year (see figure 20).

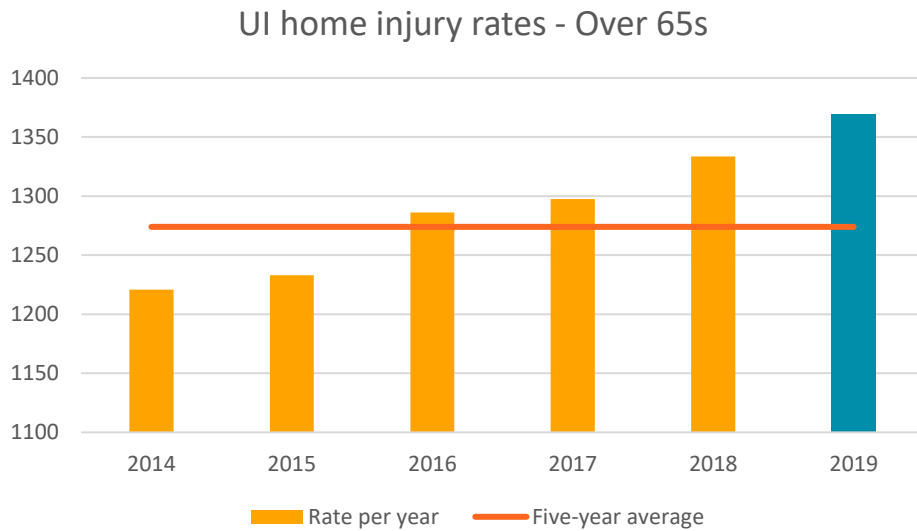


Figure 20: Unintentional injury hospital admission rates for home injuries, over 65s, five-year average and by year





accidents don't have to happen

RoSPA Head Office

28 Calthorpe Road
Birmingham
B15 1RP
☎ +44 (0)121 248 2000

RoSPA Scotland

43 Discovery Terrace
Livingstone House
Heriot-Watt University Research Park
Edinburgh
EH14 4AP
☎ +44 (0)131 449 9378/79

RoSPA Wales

2nd Floor
2 Cwrt-y-Parc
Parc Ty Glas
Cardiff Business Park
Llanishen
Cardiff
CF14 5GH
☎ +44 (0)2920 250600

General Enquiries

☎ +44 (0)121 248 2000
☎ +44 (0)121 248 2001
✉ help@rospa.com
🐦 twitter.com/rospa
📘 facebook.com/rospa
🌐 linkedin.com/rospa

www.rospa.com

Registered Charity No. 207823
VAT Registration No. 655 131649

