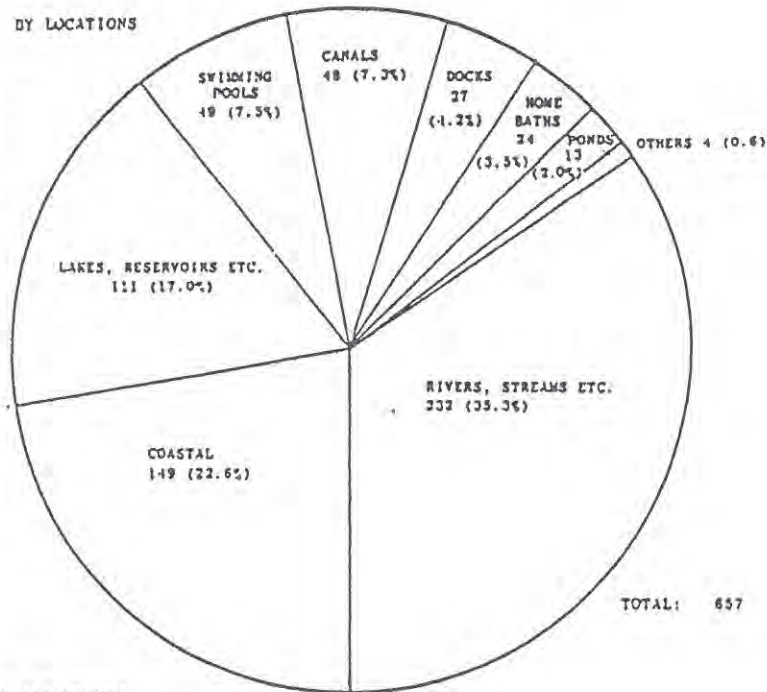
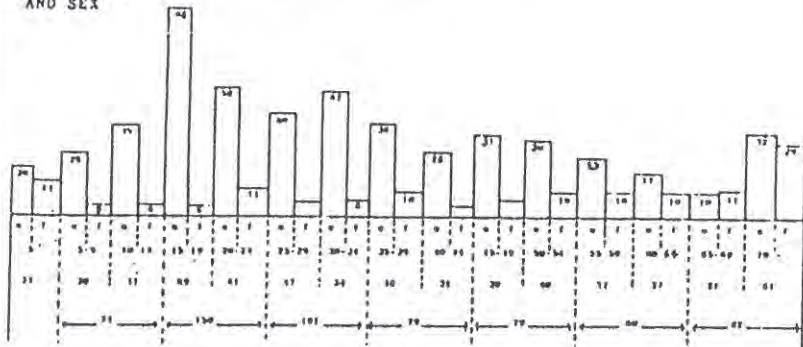


DROWNINGS IN THE U.K. 1983


BY LOCATIONS



BY AGE GROUPS AND SEX



BY MONTHLY TOTALS AND COUNTRIES



DROWNINGS IN SWIMMING POOLS

PUBLIC	24
HOME	13
PRIVATE (HOTELS, HOLIDAY CAMPS, SCHOOLS ETC.)	13

DROWNINGS IN SCOTLAND BY LOCATIONS

TOTAL DROWNINGS:	96
COASTAL	31
DOCK	12
INLAND	53

RIVERS WITH MOST DROWNINGS

THAMES	31	HUMBER	1
SEVERN	10	YET	4
TRENT	6	OUSE (BED.)	3
AVON (BRISTOL)	6	OUSE (YORK)	3
NEWE	6	DON (SCOT)	3
DEE (CHEB.)	6	DERWENT	3
MEDWAY	5	ITCEN	3
TAY	5	TEES	3
WEAR	4		

BY ACTIVITIES/BEHAVIOUR

IN JULY AND AUGUST - FROM 196 DROWNINGS - THE ACTIVITY RECORDED FOR 111 PERSONS WAS 'SWIMMING'

MALES 15-35 PROVIDED MORE THAN 1/3 (34%) OF ALL DROWNINGS

ANGLING - (PROF)	7
- FROM LAND	13
- FROM BOAT	28
TOTAL	50

'GLUE-SHIFTING' RELATED	9	RABBIT HUNTING	1
IN-VEHICLE	30	PHOTOGRAPHING	2
CYCLING	2	PROVING SWIMMING ABILITY	1
BOATING	27	BOARD SAILING	2
ATTEMPTING RESCUE	8	(S)-PRAM	2
SUB-AQUA	6	IN-WHEEL CHAIR	1
CANOEING	3	FROM HORSE	1
ESCAPING FROM POLICE	2	RAID GLIDING	1
RAFTING	2	GARDENING	1
FLYING	3	URINATING	1
AIR BED	3	DOG-RELATED	2