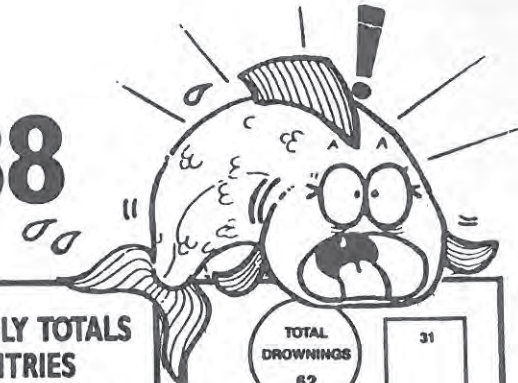


Drownings in the U.K., 1988



BY ACTIVITIES/BEHAVIOUR

Males 15-35 provided a 1/4 (25%) of all drownings.

Angling:		In Vehicles	26
Professional	35	Sub Aqua	7
From Land	11	Canoeing	2
From Boat	15	Attempting rescue	5
	61	Playing	14
Boating	39	Walking	2
Swimming	44	Fleeing (from police)	2
Fell In	70		

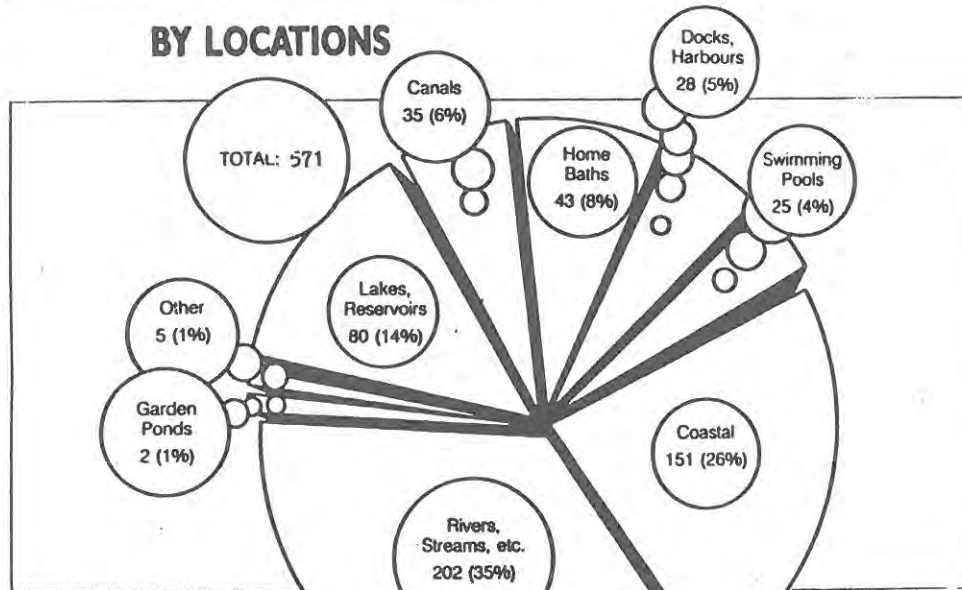
Although there were 110 more drownings in 1988 than the record low of 461 in 1987, last year's total of 571 was the fifth successive year below 600.

The monthly totals confirmed the recent 'all seasons' nature of the problem, and the effect of yet another poor summer ... most of those who drowned did so in cold water.

The excellent record of children of school age fell to 18, a mere 3% of the total!

Although there were 25 drownings in swimming pools, only five were in the public sector. The Thames (20) and Severn (20) were the rivers in which most drownings occurred.

BY LOCATIONS




RIVERS WITH MOST DROWNINGS

Thames	26	Ouses	7
Severn	20	Tay	5
Avon	9	Trent	5
Medway	8	Tyne	3

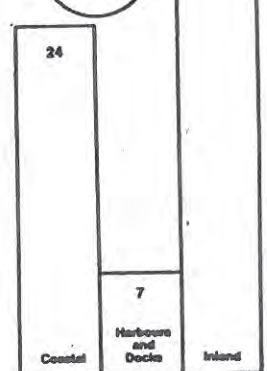
DROWNINGS IN SWIMMING POOLS

TOTAL	25
Public	5
Home	9
Private	11

BY MONTHLY TOTALS AND COUNTRIES



DROWNINGS IN SCOTLAND BY LOCATION



DROWNINGS IN SCOTLAND BY LOCATION

BY AGE GROUP, AND SEX

