

Drownings in the U.K., 1989

BY ACTIVITIES/BEHAVIOUR

Angling:	Playing	23
Professional 16	In vehicle	23
From Land 13	Boating	21
From Boat 19	Sub-aqua	10
Total 48	Canoeing	3
Swimming 82	Attempting rescue	3
Fell in 43	Walking	2

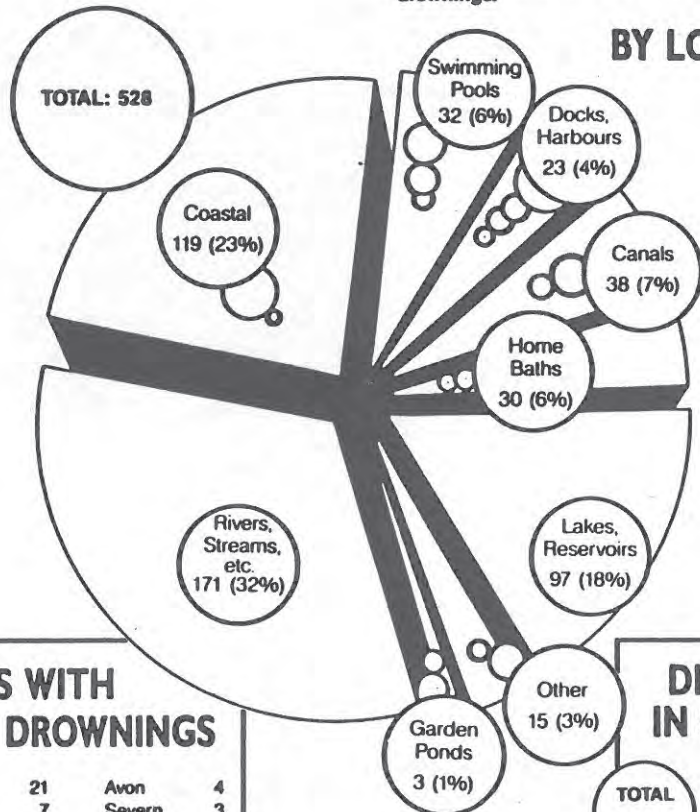
Despite the hot summer, some 528 drownings in 1989 is the second lowest total recorded, the lowest being 461 deaths in 1987. The climatic influence, however, is evident from the monthly totals of May to August.

The number of drownings of school-age children in 1989, is almost three times that of the 1988 figure. Nevertheless, this total maintains the underlying downward trend in this age-group. As 62% of the deaths occurred in the summer months, the hot weather may be a contributory factor.

The increase in swimming pool drownings in the home and private sector emphasises the need for greater supervision and higher safety standards.

Consistent factors are location percentages and the predominance of drowning amongst males who, in the 15-35 age range, comprise well over a quarter of all drownings.

BY LOCATIONS



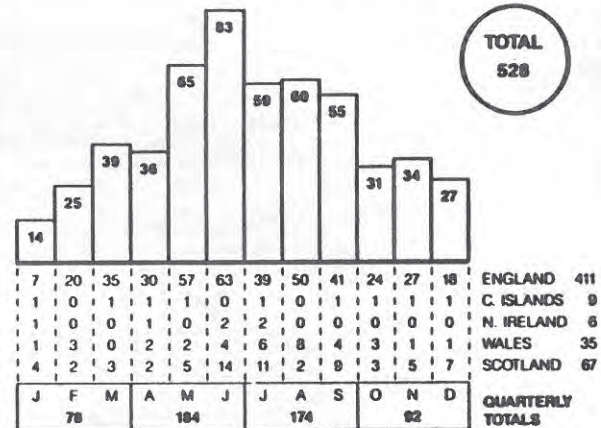
RIVERS WITH MOST DROWNINGS

Thames	21	Avon	4
Medway	7	Severn	3
Ouse	7	Tay	2
Tyne	7		

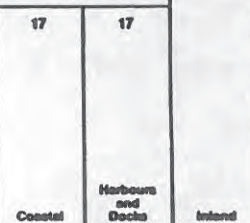
DROWNINGS IN SWIMMING POOLS

TOTAL	32
Public	7
Home	12
Private	13

BY MONTHLY TOTALS AND COUNTRIES



TOTAL DROWNINGS
67



DROWNINGS IN SCOTLAND BY LOCATION

BY AGE GROUP, AND SEX

