

Drownings in the U.K., 1991

BY ACTIVITIES/BEHAVIOUR

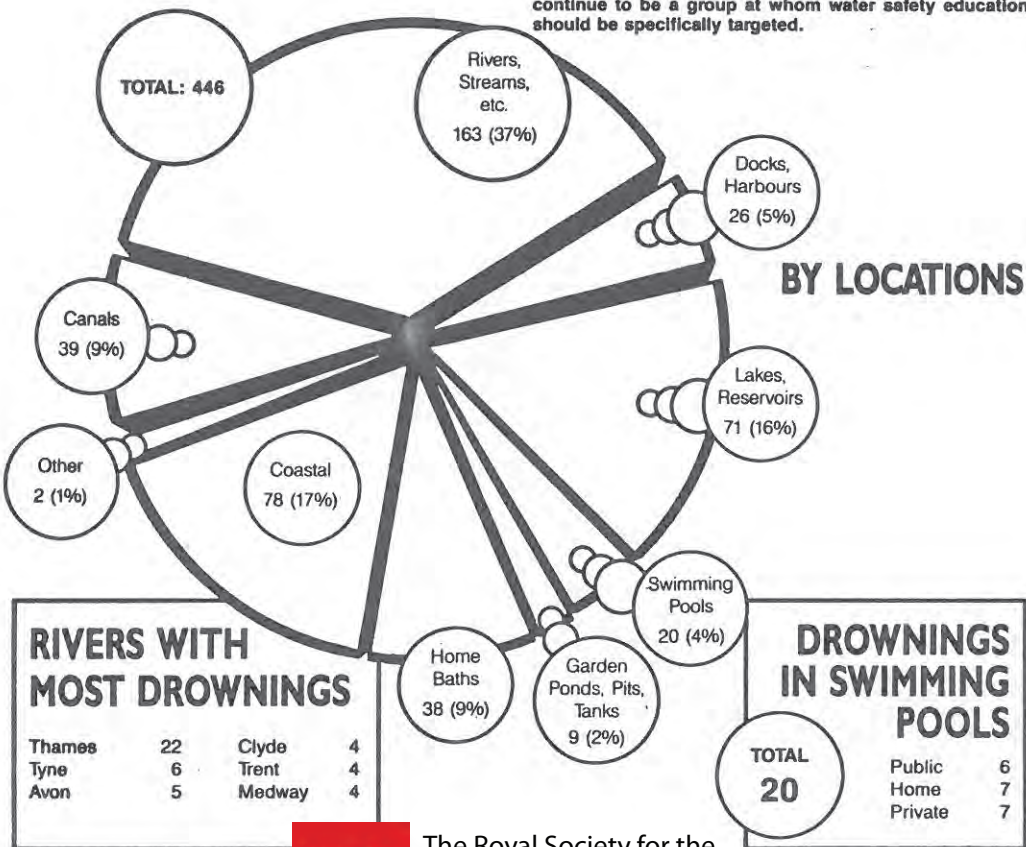
Angling:		Playing	13
Professional	6	In vehicle	27
From Land	10	Boating	19
From Boat	13	Sub-aqua	15
Total	29	Walking	13
Swimming	48	Canoeing	9
Fell in	38	On ice	8
		Attempting rescue	4

In 1991 we were pleased to note the **LOWEST DROWNING TOTAL** ever recorded, and the third time in the last five years that the total has been under 500. This is particularly noteworthy bearing in mind the generally good weather experienced during the summer. The winter was quite severe and this was sadly reflected by the eight drownings of people who fell through ice.

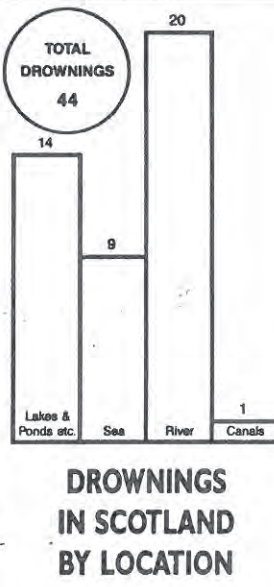
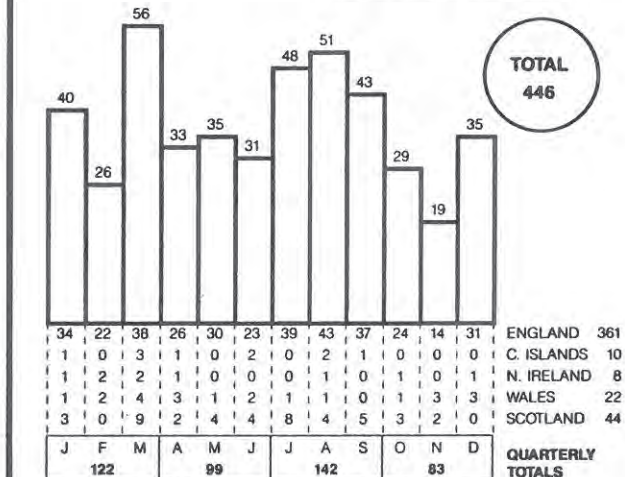
Other points worth noting in 1991, were that again, more than three quarters of those drowned were males and they were particularly predominant in the 15-24 age group. Drownings in baths (38) exceeded those drowned in swimming pools (20), by nearly 100%, and more people were drowned in vehicles than boats.

Scotland continues to reflect a decrease in the number drowning each year and were also record-beaters with only 44 losses, compared with twice that number in the early 1980's.

Too many were still lost while swimming (48), many of whom were 'able' swimmers bathing in open water. These continue to be a group at whom water safety education should be specifically targeted.



BY MONTHLY TOTALS AND COUNTRIES



BY AGE GROUP, AND SEX

