

Drownings in the U.K., 1992

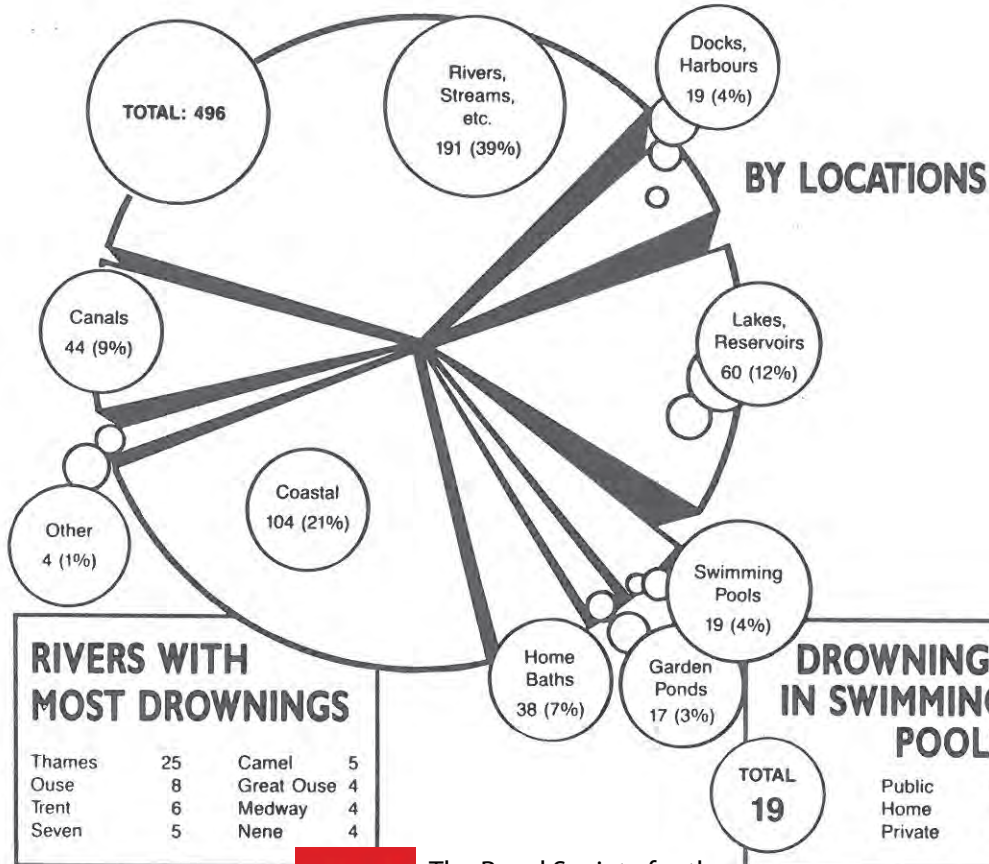
BY ACTIVITIES/BEHAVIOUR

Angling	Boating	39
Professional	In vehicle	20
From Land	Sub-aqua	15
From Boat	Playing	14
Total	Attempting rescue	13
Fell in	Canoeing	7
Swimming	Jump in	7
	Walking	6

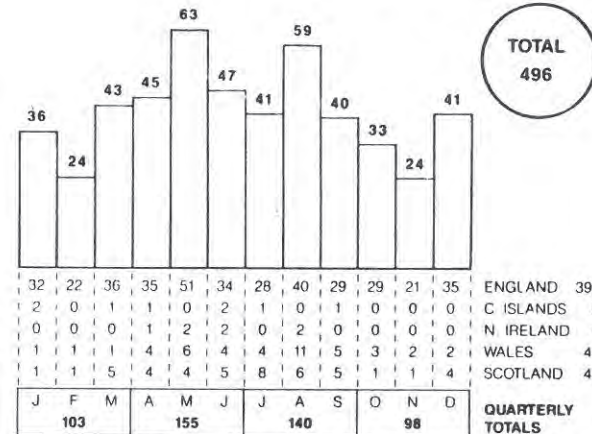
Although there were 496 drownings in 1992, this is the third year running that the drowning total has remained below 500 and the third lowest total recorded. Most lives were lost in May during the earlier than usual, and only spell of hot weather; this, combined with the still cold temperatures of open water, caused a spate of drownings of swimmers in lakes and rivers.

Compared with recent years, drownings in the 15-24 age group showed a slight decrease on the previous year, while the 25-65 age groups all showed increases. Even so, the 15-24 age group still remains the highest drowning group. 26 drownings in the 0-5 age group was the lowest ever recorded, but this figure was still more than 50% of the under 15 total.

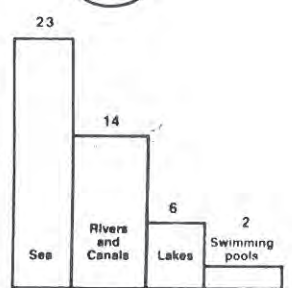
Sadly, drownings of those attempting to rescue others in difficulties showed a marked increase on previous years (13 compared with 4 in 1991). Many of these people were trying to rescue pet dogs which eventually saved themselves.



BY MONTHLY TOTALS AND COUNTRIES



TOTAL DROWNINGS 45



DROWNINGS IN SCOTLAND BY LOCATION

BY AGE GROUP, AND SEX

