

Drownings in the U.K., 1994

BY ACTIVITIES/BEHAVIOUR

Angling		In Vehicles	26
Professional	11	Swimming	42
From Land	10	Playing	12
From Boat	18	Canoeing	13
Total	39	Rescue	5
Fell In	80	Cycling	1
Boating	31		

1994 saw a small rise in the number of drownings in the UK, with a total of 448.

There was a significant rise in the number of lake and reservoir drownings, from 40 in 1993 (10%) to 76 in 1994 (17%). The long spell of warm weather in June and July undoubtedly contributed to this rise, with 14 drownings specifically linked to the hot weather, and overall, incidents in which the drowning victim was swimming almost doubled.

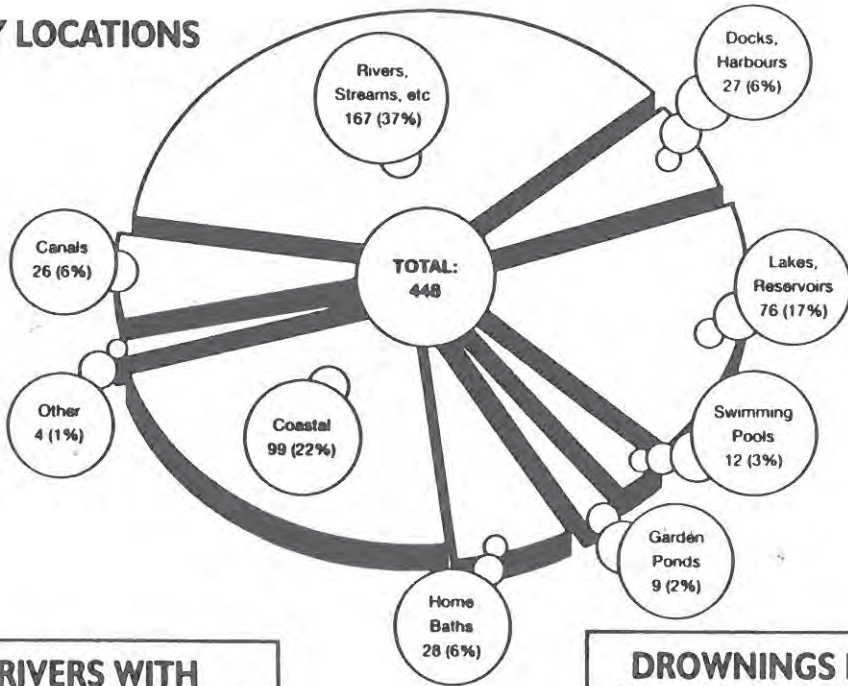
However, the number of swimming pool drownings dropped substantially, and while unfortunately one person drowned in a domestic pool, this category has in the past regularly accounted for between a quarter and a third of pool drownings. Garden ponds remain a worrying feature in the statistics, although 1994 saw a drop back to the 1991 figure.

The male 15-25 year age group remains the most at risk, with the 21-25 year old males showing a worrying jump to 51 drownings in 1994, from 30 in 1993.

Drownings amongst the 0-5 year olds have shown an encouraging drop, as have incidents involving 5-15 year olds, which remains the lowest drowning group.

Further breakdowns of drowning data to meet individual statistical requirements can be obtained from RoSPA, for a small charge. Contact the Water and Leisure safety department for further details.

BY LOCATIONS



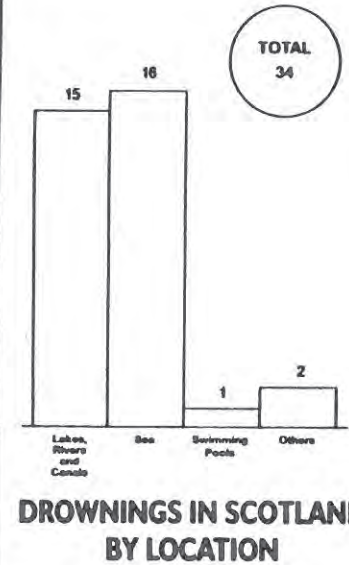
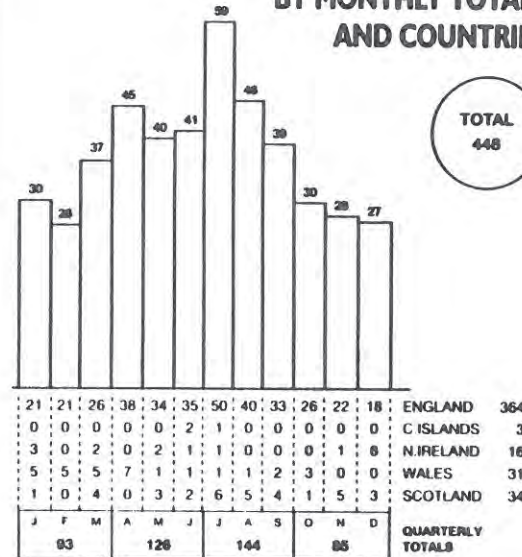
RIVERS WITH MOST DROWNINGS

Thames	18	Tyne	9
Severn	8	Avon	5
Ouse (N.Yorks)	4	Exe	4

DROWNINGS IN SWIMMING POOLS

TOTAL	12
Public	6
Home	1
Private	5
Unknown	0

BY MONTHLY TOTALS AND COUNTRIES



BY AGE GROUP, AND SEX

