

Drownings in the U.K., 1995

BY ACTIVITIES/BEHAVIOUR

| | | | |
|--------------|-----------|----------|----|
| Angling | | Swimming | 57 |
| From Land | 13 | Playing | 9 |
| From Boat | 15 | Canoeing | 0 |
| Total | 28 | Rescue | 10 |
| Fell In | 85 | Cycling | 2 |
| Boating | 56 | Sub-aqua | 15 |
| In Vehicles | 26 | | |

Unfortunately 1995 saw another small rise in the number of drownings in the UK with a total of 473. Drownings in lakes and reservoirs remained high and there was a marked increase in the number of coastal drownings from 99 (22%) in 1994 to 128 (27%) in 1995.

The long spell of hot weather in July and August undoubtedly contributed to this rise, with 51 drownings specifically linked to the hot weather. Despite numerous press releases and publicity campaigns by RoSPA about the dangers of open water swimming, the number of incidents in which the drowning victim was swimming rose again from 41 in 1994 to 57 in 1995.

The number of swimming pool drownings remained relatively low, but garden pond drownings continue to be a worrying feature, rising slightly this year from 9 to 12.

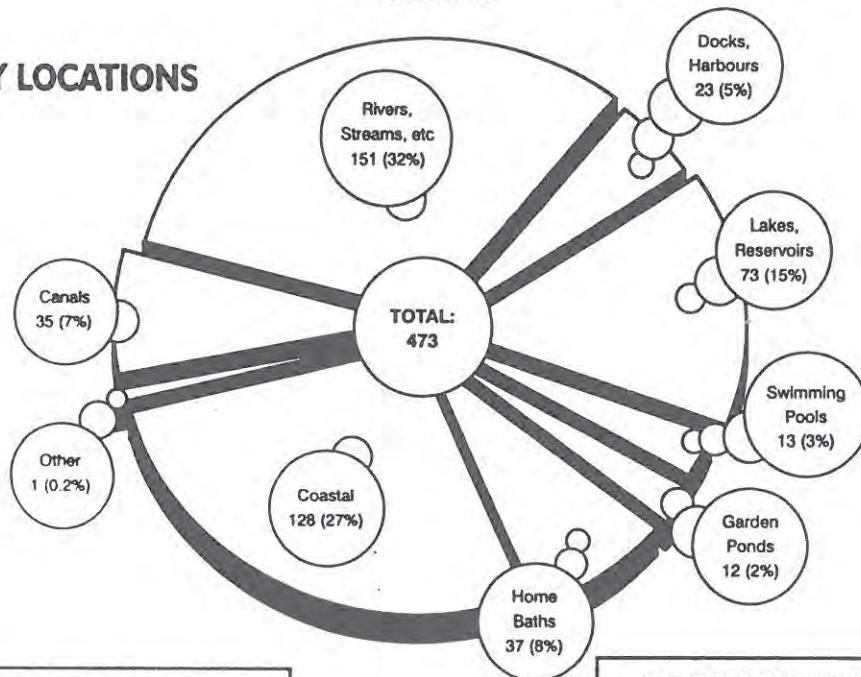
Males continue to outnumber females in the drowning statistics with approximately four males drowned for every one female. The male 15-24 year age group remains the most at risk group with 20-24 year old males maintaining the highest number of drownings at 45.

Unusually the male 50-54 year old age group also showed a worrying upward jump to 32 drownings from last years figure of 20.

Encouragingly the under 5 age group statistics have remained relatively low with only a slight increase to 24 drownings this year compared to 1994's figure of 22.

Further breakdowns of drowning data to meet individual statistical requirements can be obtained from RoSPA for a small charge. Contact the Water and Leisure Safety department for further details.

BY LOCATIONS



The Royal Society for the
Prevention of Accidents
Rospa.com/statistics

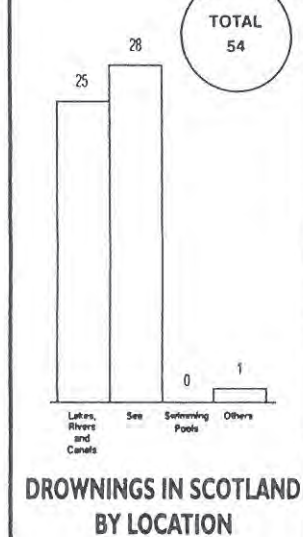
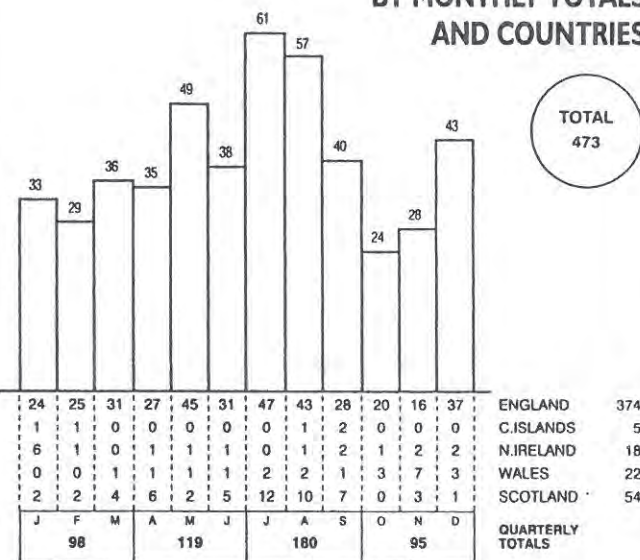
RIVERS WITH MOST DROWNINGS

| | | | |
|--------|----|--------|---|
| Thames | 21 | Mersey | 6 |
| Severn | 10 | Tees | 5 |
| Tyne | 9 | | |

DROWNINGS IN SWIMMING POOLS

| | | | |
|--------------|-----------|---------|---|
| TOTAL | 13 | Public | 9 |
| | | Home | 4 |
| | | Private | 0 |
| | | Unknown | 0 |

BY MONTHLY TOTALS AND COUNTRIES



BY AGE GROUP, AND SEX

