

Drownings in the UK 1996

BY ACTIVITIES/BEHAVIOUR

Angling		Swimming	34
From Land	7	Playing	11
From Boat	11	Canoeing	2
Total	18	Rescue	6
Fell In	77	Cycling	2
Boating	35	Sub-aqua	12
In Vehicles	12		

1996 saw the second lowest recorded total for accidental drownings in fourteen years with a total of 441. Drownings in lakes and reservoirs remained high at 69 (16%) and as happened in 1995, coastal drownings contributed a larger number of drownings than usual at 122 (28%). The hot weather repeating itself for the summer of 1996 again contributed to many of these drownings although thankfully far fewer than the total of 1995, with 15 directly attributable to hot weather swimming.

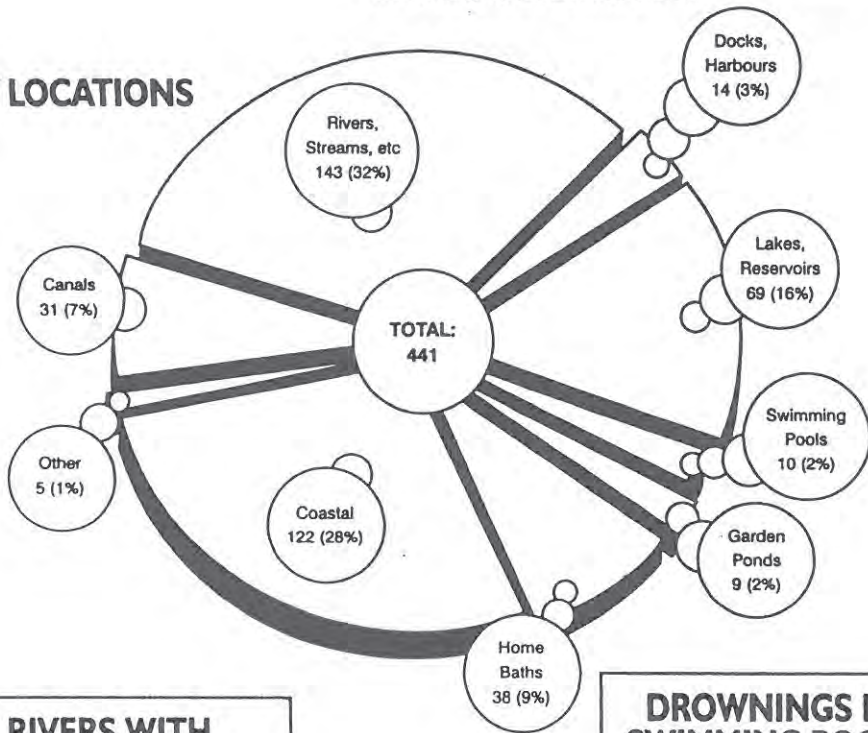
The number of swimming pool drownings remained relatively low and the number of garden pond drownings dropped slightly.

Male drownings continue to outnumber females with four males drowning for every one female. The most at risk age group has worryingly enlarged this year, to encompass not just the male 15-24 year olds but also the 25-29 year olds. A large number of incidents (89) were also alcohol related.

Encouragingly, the under 5 age group statistics have remained relatively low with only a slight increase to 25 drownings compared to 1995's figure of 24.

Further breakdowns of drowning data to meet individual statistical requirements can be obtained from RoSPA for a small charge. Contact the Water and Leisure Safety department for further details.

BY LOCATIONS



RIVERS WITH MOST DROWNINGS

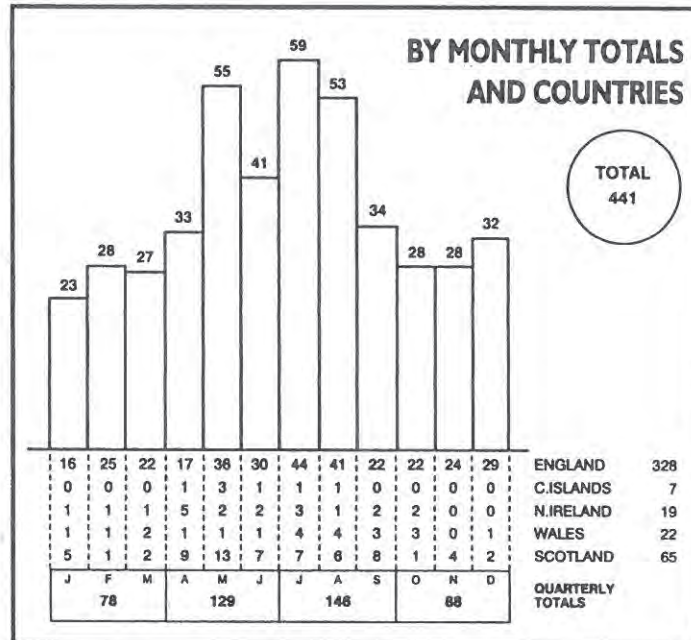
Thames	15	Mersey	7
Severn	7	Trent	6

DROWNINGS IN SWIMMING POOLS

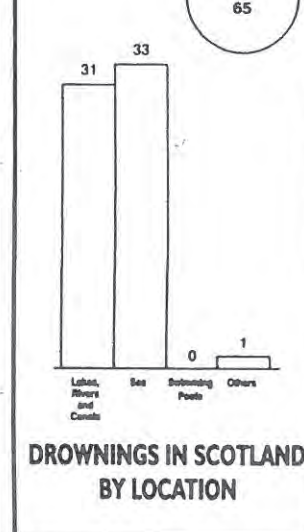
TOTAL
10

Public	1
Home	5
Private	4
Unknown	0

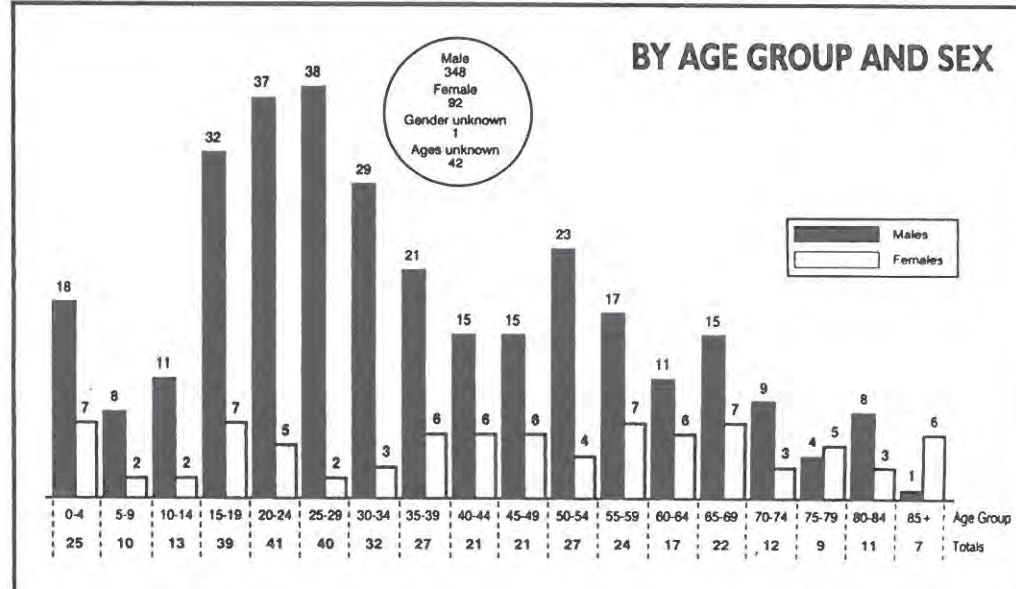
BY MONTHLY TOTALS AND COUNTRIES



DROWNINGS IN SCOTLAND BY LOCATION



BY AGE GROUP AND SEX



The Royal Society for the Prevention of Accidents
Rospa.com/statistics

