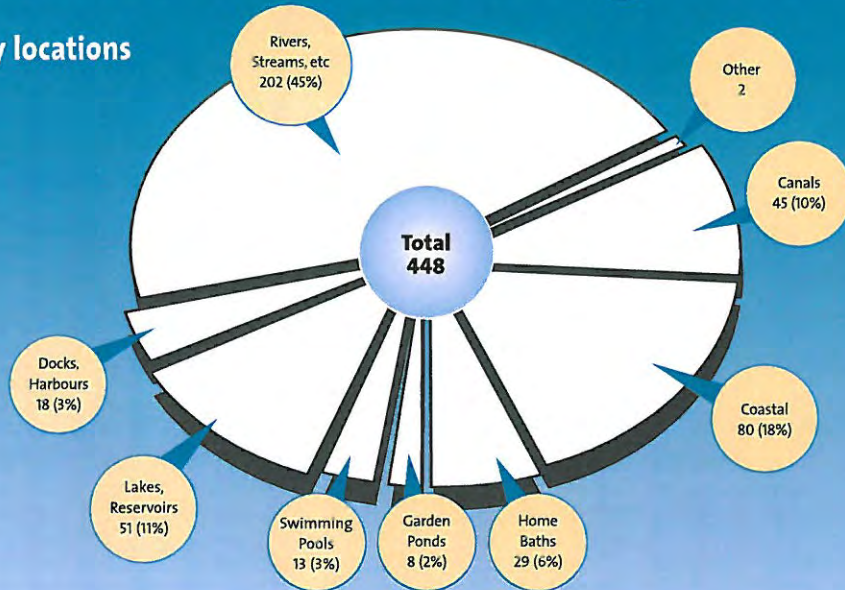
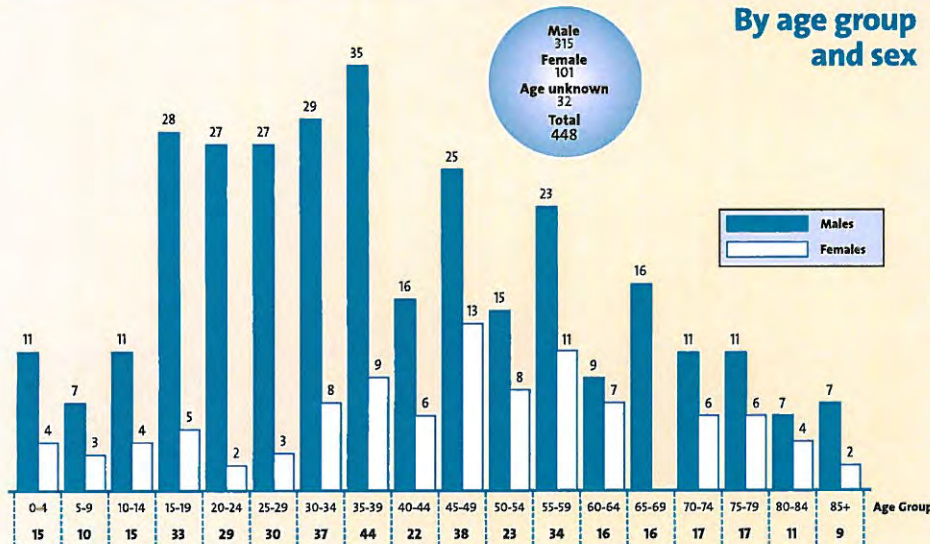


Amended 2000 figures

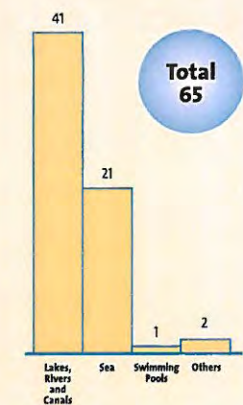
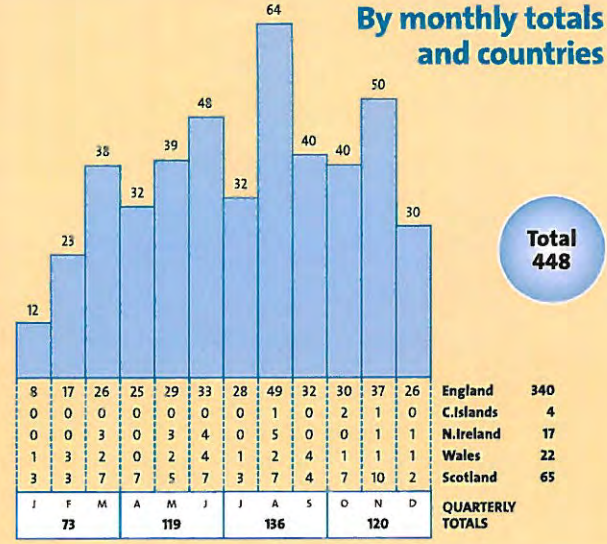
By locations



By age group and sex



By monthly totals and countries



Drownings in Scotland by location

There were 448 drownings in 2000, which, represents a significant reduction from those in 1999 and 1998. This figure does not necessarily signal a reduction in the trend of drowning, but may just be a one-off, as occurred in 1993 when there was also a significant fall from the previous year. By the following year the numbers drowning were back up to previous years and continued to remain at a similar level.

Other organisations such as the RNLI have reported significant reductions in the number of incidents responded to and feel that exposure and participation levels were lower during 2000 than in recent years. A poor summer in terms of weather may have resulted in fewer numbers of people putting themselves at risk and then ultimately drowning when things went wrong. We hope that this reduction is the start of a real decline in the numbers of people who drown and that there is a greater awareness of the dangers of water amongst the general public. This reduction means that for the whole of the United Kingdom, the death rate due to accidental drowning was 0.8 per 100,000 population.

Specifically, the majority of drownings occurred at inland sites, with rivers and streams accounting for 202 deaths. Child fatalities fell and particularly those in garden ponds and water features, an area that showed a decline for the first time in several years. Hopefully this is a sign that the campaigns to raise parents' awareness of the dangers to young children of domestic swimming pools, water features and garden ponds are starting to have an effect.

So that a distinction between deliberate and accidental deaths can be developed, we are now establishing data collection for deaths through drowning caused by suicide (53 cases) and homicide (7 cases) compared to the 448 accidental deaths.

By activities/behaviour

Angling		Boating	21
From Land	10	In Vehicles	15
From Boat	8	Playing	8
Total	18	Sub-aqua	13
Fell In	52	Canoeing	4
Alcohol	79	Cycling	6
Swimming	34		

Drownings in swimming pools

Public	8	Total 13
Home	3	
Private	2	

Rivers with most drownings

Thames	38	Nene	5
Tay	6	Tees	5
Clyde	5	Tyne	5

England	340
C. Islands	4
N. Ireland	17
Wales	22
Scotland	65
QUARTERLY TOTALS	