

Jenny's Interim Report (29.10.10)

Introduction

I'm at RoSPA doing a 2 week placement researching children (under the age of 18 years) from the U.K who have drowned abroad.

Methods

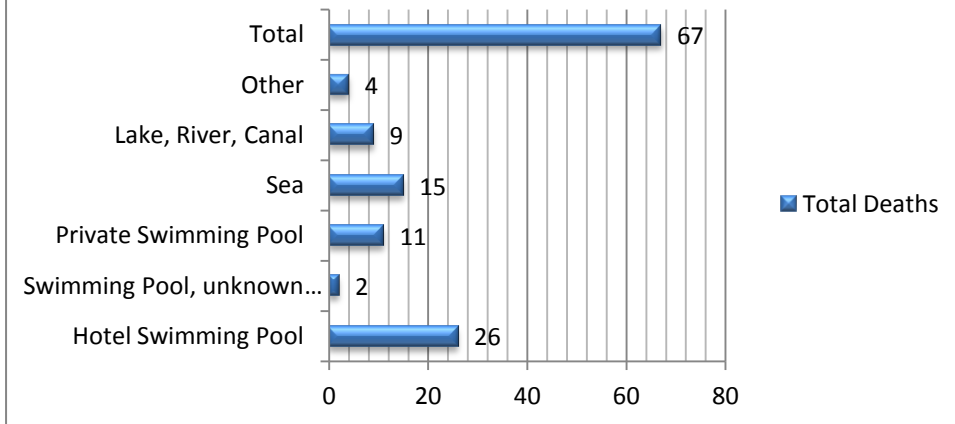
I have analysed data held by RoSPA and I have also looked at the press cuttings from 2003 to 2009. In addition, I have researched on the internet for relevant stories about children and young people who have drowned and to find more information from relevant press cuttings that needed more evidence. I have also looked at what other organisations like RLSS and RNLI use to educate children and young people alongside RoSPA leaflets.

Results

The results table below shows the comparison between where children have drowned abroad in 1996-2002 and 2003-2009.

| Water Type | Total deaths 1996-2002 (% of total) | Total deaths 2003-2009 (% of total) | Percentage change (+/-%) |
|---------------------------------|-------------------------------------|-------------------------------------|--------------------------|
| Hotel Swimming pool | 15 | 26 | |
| Swimming Pool, unknown location | 25 | 2 | |
| Private Swimming Pools | 5 (76%) | 11 (58%) | -18% |
| Sea | 2 (3%) | 15 (22%) | +19% |
| Lake, River, Canal | 3 (5%) | 9 (13%) | +8% |
| Vehicle related | 6 (10%) | 0 (0%) | -10% |
| Other | 3 (5%) | 4 (6%) | +1% |
| Total | 59 | 67 | |

Breakdown of Child Drownings 2003 - 2009: Water Type



Of the 67 child drowning 9 (13%) were inland water site (lake, river, canal). This is an increase of 8% from the last report.

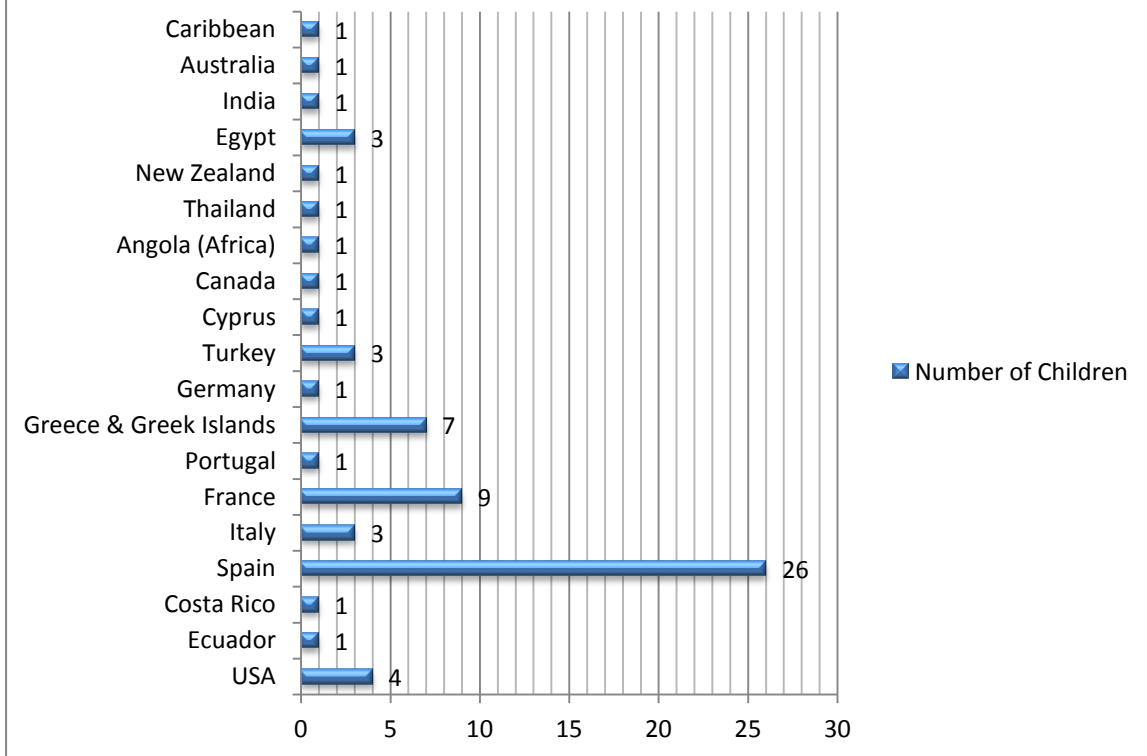
From the last results from 1996-2002 there was a total of 45 (76%) of child drowning in swimming pools. The latest results of 39 (58%) shows that there was a decrease of 18%.

Out of the total of drowning in 2003-2009 there were 15 (22%) of deaths in the sea. In comparison from the results from 1996-2002 the total of deaths in the sea was 2 (3%) there has been an increase of 19%.

The results table below shows the different regions and countries where children have drowned abroad (2003-2009).

| Region | Country | Number of Children (% of total) |
|--------------------------------|------------------------|--|
| America | USA | 4 (6%) |
| | Ecuador | 1 (1%) |
| | Costa Rico | 1 (1%) |
| European Union | Spain | 26 (39%) |
| | Italy | 3 (4%) |
| | France | 9 (13%) |
| | Portugal | 1 (1%) |
| | Greece & Greek Islands | 7 (10%) |
| Other European Union Countries | Germany | 1 (1%) |
| | Turkey | 3 (4%) |
| | Cyprus | 1 (1%) |
| Other Countries | Canada | 1 (1%) |
| | Angola (Africa) | 1 (1%) |
| | Thailand | 1 (1%) |
| | New Zealand | 1 (1%) |
| | Egypt | 3 (4%) |
| | India | 1 (1%) |
| | Australia | 1 (1%) |
| | Caribbean | 1 (1%) |
| Total | | 67 |

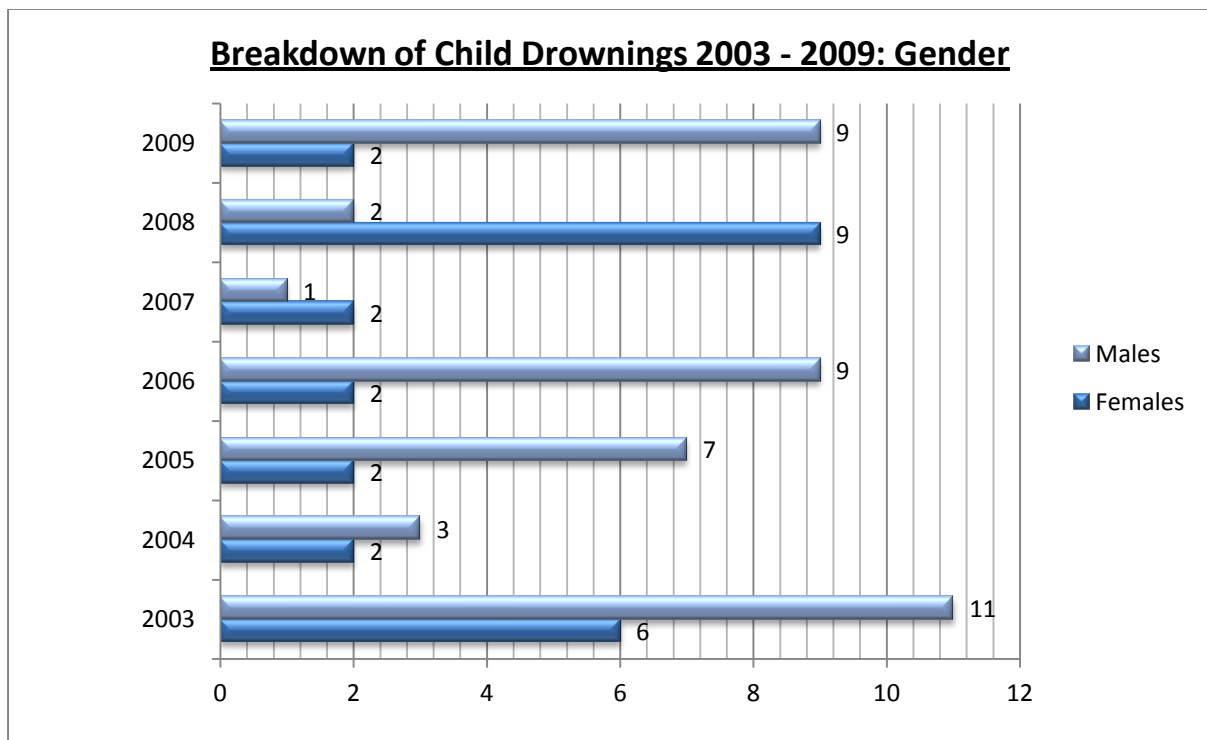
Breakdown of Child Drownings 2003 - 2009: Location



The above table and graph show that the majority of deaths from children drowning abroad between 2003-2009 took place in Spain. This amounted to 26 deaths (39%).

The results table below shows a breakdown of the gender of children that drowned abroad.

| | Females (% of total) | Males (% of total) | Total (% of total) |
|--------------|----------------------|--------------------|--------------------|
| 2003 | 6 (24%) | 11 (26%) | 17 (25%) |
| 2004 | 2 (8%) | 3 (7%) | 5 (7%) |
| 2005 | 2 (8%) | 7 (17%) | 9 (13%) |
| 2006 | 2 (8%) | 9 (21%) | 11 (16%) |
| 2007 | 2 (8%) | 1 (2%) | 3 (4%) |
| 2008 | 9 (36%) | 2 (5%) | 11 (16%) |
| 2009 | 2 (8%) | 9 (21%) | 11 (16%) |
| Total | 25 | 42 | 67 |



Sixty seven children (42 boys and 25 girls) drowned in a seven-year period (2003-2009). In 2007 and 2008 more girls drowned than boys.

Conclusion

In my research I feel that most of the causes for drowning with children is they are not accompanied by an adult.

The most common drowning has happened in hotel swimming pools where there aren't any lifeguards.

I have also found out that most drowning happened in Spain.

There are also more boys drowning than girls.

Recommendations

Due to the research I have found within my first week I feel that I should help and support young people that go aboard with their families to keep them safe when in hotels where there are swimming pools and no lifeguards. Due to the amount of drownings in hotel pools in Spain I would like to aim my leaflet/information there.